



**DISTRIBUTORS OF PROFESSIONAL
IRRIGATION & LANDSCAPE SUPPLIES**

FULL SERVICE WAREHOUSE: 1450 WEST COUNTY ROAD C • ROSEVILLE, MN 55113 - (651) 633-9416 - FAX (651) 633-1709
Website: www.midc-ent.com

PRICE LIST

2026

Large Enough To Meet Your Needs...But Small Enough To Know Who You Are!

HOURS:

APRIL 1ST - OCTOBER 30TH
MONDAY - FRIDAY: 7:00AM - 5:00PM
MAY 1ST - AUGUST 31ST
SATURDAY: 8:00AM - 12:00 NOON
NOVEMBER 1ST - MARCH 31ST
MONDAY - FRIDAY: 8:00AM - 4:00PM



INDEX

ACCLIMA P.31
 BACKFLOW DEVICES P.17, 44
 BALL VALVES P.15
 BATTERIES P.25
 BLAZING PRODUCTS P.6,14

 BOILER DRAIN P.15
 BRASS FITTINGS P.20
 CAM LOCKS P.38
 CLAMPS P.1
 COMPRESSION COUPLINGS P.13
 CONTROLLERS P.27, 30, 35

COPPER:
 ACCESSORIES P.23
 FITTINGS P.21-23
 PIPE P.23
 CUTOFF RISERS P.14
 DRAINAGE P.39
 DRIP IRRIGATION P.33
 DRIP TUBING P.33
ELECTRICAL:
 MISCELLANEOUS P.25
 ENCLOSURES P.16
 FILTERS P.24, 33
FITTINGS:
 BRASS P.20
 COPPER P.21-23
 FUNNY PIPE P.14
 GALVANIZED P.19-20
 INSERT P.3-6
 NETAFIM FITTINGS P.33
 PVC P.6-12
 FLANGES, PVC P.13
 FLO-SPAN P.14
 FUNNY PIPE P.14

GALVANIZED:
 FITTINGS P.19
 NIPPLES P.20
 GATE VALVES P.15

 HEAT SHRINKS P.38
 HOSE P.23
 HOSE ADAPTERS & SWIVELS P.23

 HUNTER® PRODUCTS P.35
 IMPACT SPRINKLERS P.26
 INSERT FITTINGS P.3-6
 IRRITROL® PRODUCTS P.37
 K-RAIN® PRODUCTS P.27-29
 LANDSCAPE LIGHTING P.40
 MANIFOLD TEE P.14
 MICRO SPRAYS P.33
 MP ROTATOR® P.32
 NELSON ROTATORS P.26
 NETAFIM™ PRODUCTS P.33
NIPPLES:
 BRASS P.20
 GALVANIZED P.20
 PVC P.13

 NOZZLES P.27, 32



PIPE:
 COPPER PIPE P.23
 LOW-DENSITY POLY PIPE P.1
 FUNNY PIPE P.14
 POLY PIPE P.1
 PVC PIPE P.2
POLY PIPE GRIPS P.1, 24
POP-UP SPRAY HEADS P.27, 35
PRESSURE GAUGES P.24
PRESSURE REGULATORS P.33
PUMPS P.37-38
PUMP START RELAYS P.25, 30
PVC:
 BALL VALVES P.15
 CEMENT P.2
 COMPRESSION COUPLINGS P.13
 FITTINGS P.6-12
 NIPPLES P.13
 PIPE P.2
 PRIMER P.2
 REPAIR COUPLINGS P.13, 14
 SWING JOINTS P.13
 UNIONS P.13
QUICK COUPLE VALVES & KEYS P.23
RAINBIRD® PRODUCTS P.36
RAIN SENSORS P.25
RENTAL EQUIPMENT RATES P.41
RPZ DEVICES P.17, 44
ROTORS P.27, 35
SADDLES P.14
PUSH-FIT FITTINGS P.21
SHOVELS P.24
SOLENOIDS P.25, 27, 30, 35

SWING JOINTS, PVC P.13
TAPES P.25
TOOLS P.24
TUBING, DRIP P.33
TORO P.37
UNIONS P.13
VACUUM BREAKERS P.17, 44
 REPAIR KITS P.17-18
VALVES:
 BALL VALVES P.15
 BOILER DRAINS P.15
 CHECK VALVES P.14
 FOOT VALVES P.14
 GATE VALVES P.15
 SOLENOID VALVES P.27, 30, 35

VALVE BOXES P.16
VALVE BOX PUMP P.24
WEATHERMATIC P.30
WELL SEALS P.38
WIRE P.41
WIRE LOCATORS P.25
WIRE SPLICES P.41

MIDC PRICE LIST 2026

| ITEM NUMBER | DESCRIPTION | UNITS | LIST PRICE |
|-------------|-------------|-------|------------|
|-------------|-------------|-------|------------|



POLY PIPE - UTILITY GRADE

Please Call For Current & Quantity Pricing


| | | | |
|---------------|---|---------|-------|
| YAC1X300UT8 | 1" x 300' 80PSI UTILITY, CENTENNIAL | 100 FT. | 46.17 |
| YAC1X300UT1 | 1" x 300' 100PSI UTILITY, CENTENNIAL | 100 FT. | 51.34 |
| YAC1.2X300UT8 | 1 1/4" x 300' 80PSI UTILITY, CENTENNIAL | 100 FT. | 87.16 |

NSF

POLY PIPE - NSF RATED


| | | | |
|--------------|---|---------|--------|
| YAC.7X100G1 | 3/4" x 100' 100PSI NSF "PRO TURF GREEN", CENTENNIAL | 100 FT. | 52.49 |
| YAC.7X400G1 | 3/4" x 400' 100PSI NSF "PRO TURF GREEN", CENTENNIAL | 100 FT. | 52.49 |
| YAC1X300G8 | 1" x 300' 80PSI NSF "PRO TURF GREEN", CENTENNIAL | 100 FT. | 51.22 |
| YAC1X100G1 | 1" x 100' 100PSI NSF "PRO TURF GREEN", CENTENNIAL | 100 FT. | 60.36 |
| YAC1X300G1 | 1" x 300' 100PSI NSF "PRO TURF GREEN", CENTENNIAL | 100 FT. | 52.63 |
| YAC1.2X300G8 | 1 1/4" x 300' 80PSI NSF "PRO TURF GREEN", CENTENNIAL | 100 FT. | 88.64 |
| YAC1.2X100G1 | 1 1/4" x 100' 100PSI NSF "PRO TURF GREEN", CENTENNIAL | 100 FT. | 98.98 |
| YAC1.2X300G1 | 1 1/4" x 300' 100PSI NSF "PRO TURF GREEN", CENTENNIAL | 100 FT. | 92.80 |
| YAC1.5X100B1 | 1 1/2" x 100' 100PSI NSF, CENTENNIAL | 100 FT. | 188.82 |
| YAC1.5X250B1 | 1 1/2" x 250' 100PSI NSF, CENTENNIAL | 100 FT. | 179.38 |
| YAC2X100-100 | 2" x 100' 100PSI NSF, CENTENNIAL | 100 FT. | 292.83 |
| YAC2X200-100 | 2" x 200' 100PSI NSF, CENTENNIAL | 100 FT. | 278.19 |

POLY PIPE - LOW DENSITY

| | | | |
|---|--------------------------------------|---------|--------|
| HR-EHD1645010 | 1/2" LOW DENSITY POLY TUBING - 100' | EA. | 28.19 |
| HR-EHD1645050 | 1/2" LOW DENSITY POLY TUBING - 500' | EA. | 133.88 |
| HR-EHD16451000 | 1/2" LOW DENSITY POLY TUBING - 1000' | EA. | 254.37 |
|  RIP-10B | PIPE GRIP, 1" POLY CLEVIS CONNECT | NET/EA. | 125.00 |

OETIKER

OETIKER® CLAMPS

| | | | | |
|--|------------|--------------------------------------|-----|------|
|  | MD05-80 | OETIKER® 1/2" .600/.700 CLAMP(198R) | EA. | 0.30 |
| | MD0780100 | OETIKER® 3/4" 80/100# CLAMP (271R) | EA. | 0.31 |
| | MD10-80 | OETIKER® 1" 80# CLAMP (316R) | EA. | 0.31 |
| | MD10-100 | OETIKER® 1" 80/100# CLAMP (331R) | EA. | 0.31 |
| | MD12-410 | OETIKER® 1 1/4" 80# CLAMP (410R) | EA. | 0.36 |
| | MD12-80100 | OETIKER® 1 1/4" 80/100# CLAMP (425R) | EA. | 0.37 |
| | MD15-80100 | OETIKER® 1 1/2" 80/100# CLAMP (500R) | EA. | 0.52 |

STAINLESS STEEL SCREW CLAMPS

| | | | | |
|--|--------|---------------------|-----|------|
|  | IC6812 | 3/4" and 1" CLAMP | EA. | 1.99 |
| | IC6816 | 1" CLAMP | EA. | 1.99 |
| | IC6820 | 1" and 1 1/4" CLAMP | EA. | 2.04 |
| | IC6828 | 1 1/2" CLAMP | EA. | 2.06 |
| | IC6832 | 2" CLAMP | EA. | 2.06 |


MIDC PRICE LIST 2026

| ITEM NUMBER | DESCRIPTION | UNITS | LIST PRICE |
|-------------|-------------|-------|------------|
|-------------|-------------|-------|------------|



PVC PIPE-SOLVENT WELD

| | | | |
|-----------|---|---------|---------|
| WP12160SW | 1 1/4" x 20' CLASS 160 PVC PIPE, BELL END | 100 FT. | 108.95 |
| WP15160SW | 1 1/2" x 20' CLASS 160 PVC PIPE, BELL END | 100 FT. | 120.05 |
| WP15200SW | 1 1/2" x 20' CLASS 200 PVC PIPE, BELL END | 100 FT. | 142.21 |
| WP20160SW | 2" x 20' CLASS 160 PVC PIPE, BELL END | 100 FT. | 131.90 |
| WP20200SW | 2" x 20' CLASS 200 PVC PIPE, BELL END | 100 FT. | 191.67 |
| WP25160SW | 2 1/2" x 20' CLASS 160 PVC PIPE, BELL END | 100 FT. | 287.69 |
| WP25200SW | 2 1/2" x 20' CLASS 200 PVC PIPE, BELL END | 100 FT. | 309.08 |
| WP30160SW | 3" x 20' CLASS 160 PVC PIPE, BELL END | 100 FT. | 340.35 |
| WP30200SW | 3" x 20' CLASS 200 PVC PIPE, BELL END | 100 FT. | 369.65 |
| WP40160SW | 4" x 20' CLASS 160 PVC PIPE, BELL END | 100 FT. | 483.13 |
| WP40200SW | 4" x 20' CLASS 200 PVC PIPE, BELL END | 100 FT. | 692.98 |
| WP60200SW | 6" x 20' CLASS 200 PVC PIPE, BELL END | 100 FT. | 1506.66 |



Please call for current & quantity pricing

PVC PIPE-GASKETED

| | | | |
|-----------|---------------------------------------|---------|---------|
| WP30200RT | 3" X 20' CLASS 200 PVC PIPE, GASKETED | 100 FT. | 472.10 |
| WP40200RT | 4" X 20' CLASS 200 PVC PIPE, GASKETED | 100 FT. | 923.08 |
| WP60200RT | 6" X 20' CLASS 200 PVC PIPE, GASKETED | 100 FT. | 1702.00 |

Call for current pricing

PVC PIPE-SCHEDULE 40

| | | | |
|-----------|---|---------|--------|
| WP10200SW | 1" x 20' CLASS 200 PVC PIPE, BELL END | 100 FT. | 87.69 |
| WP20S40SW | 2" x 20' SCHEDULE 40 PVC PIPE, BELL END | 100 FT. | 253.92 |
| WP30S40SW | 3" x 20' SCHEDULE 40 PVC PIPE, BELL END | 100 FT. | 355.70 |
| WP40S40SW | 4" x 20' SCHEDULE 40 PVC PIPE, BELL END | 100 FT. | 649.90 |

Call for current pricing



PVC CEMENT & PRIMER

| | | | |
|-----------|--|-----|-------|
| OTQTC | CHRISTY'S PVC CEMENT, MEDIUM BODIED, MED. SET, QUART | EA. | 59.85 |
| WTM-WET16 | WHITLAM WEATHERPROOF BLUE WET/DRY ONE STEP PVC CEMENT, PT. | EA. | 38.72 |
| WTM-WET32 | WHITLAM WEATHERPROOF BLUE WET/DRY ONE STEP PVC CEMENT, QT. | EA. | 55.17 |
| WTM-PPL16 | WHITLAM PURPLE PRIMER, LOW VOC, PT. | EA. | 52.41 |
| WTM-PPL32 | WHITLAM PURPLE PRIMER, LOW VOC, QT. | EA. | 34.06 |



Before anything else, preparation is the key to success

MIDC PRICE LIST 2026

ITEM NUMBER

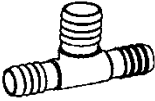
DESCRIPTION


UNITS BAG/BOX LIST PRICE

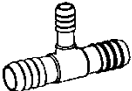



Dura Plastic Products, Inc.

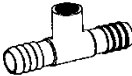
INSERT FITTINGS

| | | | | | |
|--|---------|-------------------|-----|--------|-------|
|  <p>TEE (insert)</p> | PL16-05 | 1/2" TEE, INST. | EA. | 10/250 | 3.07 |
| | PL16-07 | 3/4" TEE, INST. | EA. | 10/200 | 3.48 |
| | PL16-10 | 1" TEE, INST. | EA. | 10/50 | 3.52 |
| | PL16-12 | 1 1/4" TEE, INST. | EA. | 10/50 | 5.50 |
| | PL16-15 | 1 1/2" TEE, INST. | EA. | 5/25 | 7.37 |
| | PL16-20 | 2" TEE, INST. | EA. | 5/25 | 14.64 |

| | | | | | |
|---|-----------|---|-----|------|------|
| SIDE OUTLET TEE | | | | | |
| (insert x insert x insert x FPT) | | | | | |
|  | PL17-1005 | 1" x 1" x 1/2" SIDE OUTLET TEE, 1 x 1 x 1 x FPT | EA. | 5/50 | 8.99 |

| | | | | | |
|---|------------|--|-----|--------|-------|
|  <p>REDUCING TEE (insert x insert x reducing insert)</p> | PL58070705 | 3/4" x 3/4" x 1/2" REDUCING TEE, INST. | EA. | 10/200 | 4.05 |
| | PL58101005 | 1" x 1" x 1/2" REDUCING TEE, INST. | EA. | 10/100 | 4.54 |
| | PL58101007 | 1" x 1" x 3/4" REDUCING TEE, INST. | EA. | 10/100 | 4.68 |
| | PL60121010 | 1 1/4" x 1" x 1" REDUCING TEE, INST. | EA. | 50 | 7.56 |
| | PL58121205 | 1 1/4" x 1 1/4" x 1/2" REDUCING TEE, INST. | EA. | 10/50 | 6.36 |
| | PL58121207 | 1 1/4" x 1 1/4" x 3/4" REDUCING TEE, INST. | EA. | 10/50 | 6.36 |
| | PL58121210 | 1 1/4" x 1 1/4" x 1" REDUCING TEE, INST. | EA. | 10/50 | 6.36 |
| | PL58151510 | 1 1/2" x 1 1/2" x 1" REDUCING TEE, INST. | EA. | 10/50 | 10.65 |
| | PL58151512 | 1 1/2" x 1 1/2" x 1 1/4" REDUCING TEE, INST. | EA. | 5/25 | 10.65 |
| | PL58202010 | 2" x 2" x 1" REDUCING TEE, INST. | EA. | 5/25 | 14.11 |
| | PL58202012 | 2" x 2" x 1 1/4" REDUCING TEE, INST. | EA. | 5/25 | 15.02 |
| | PL58202015 | 2" x 2" x 1 1/2" REDUCING TEE, INST. | EA. | 5/25 | 15.02 |

| | | | | | |
|--|------------|--------------------------------------|-----|--------|-------|
|  <p>BULLHEAD TEE (insert x insert x bullhead insert)</p> | PL18070710 | 3/4" x 3/4" x 1" BULLHEAD TEE, INST. | EA. | 10/100 | 9.16 |
| | PL18101012 | 1" x 1" x 1 1/4" BULLHEAD TEE, INST. | EA. | 10/50 | 10.94 |
| | PL42070707 | 3/4" COMB. TEE, INST. X FPT | EA. | 10/200 | 5.29 |
| | PL42101010 | 1" COMB. TEE, INST. X FPT | EA. | 10/50 | 5.61 |
| | PL42121212 | 1 1/4" COMB. TEE, INST. X FPT | EA. | 10/50 | 8.63 |
| | PL42151515 | 1 1/2" COMB. TEE, INST. X FPT | EA. | 5/25 | 15.02 |
| | PL42202020 | 2" COMB. TEE, INST x FPT | EA. | 5/20 | 18.54 |

| | | | | | |
|---|------------|--|-----|--------|-------|
|  <p>COMBINATION AND REDUCING TEE (insert x insert x fipt)</p> | PL42070705 | 3/4" x 3/4" x 1/2" COMB. RED. TEE, INST x FPT | EA. | 10/200 | 5.04 |
| | PL42101005 | 1" x 1" x 1/2" COMB. RED. TEE, INST. x FPT | EA. | 10/100 | 5.04 |
| | PL42101007 | 1" x 1" x 3/4" COMB. RED. TEE, INST. x FPT | EA. | 10/100 | 5.04 |
| | PL42121205 | 1 1/4" x 1 1/4" x 1/2" COMB. RED. TEE, INST. x FPT | EA. | 10/50 | 7.11 |
| | PL42121207 | 1 1/4" x 1 1/4" x 3/4" COMB. RED. TEE, INST. x FPT | EA. | 10/50 | 7.76 |
| | PL42121210 | 1 1/4" x 1 1/4" x 1" COMB. RED. TEE, INST. x FPT | EA. | 10/50 | 8.18 |
| | PL42151510 | 1 1/2" x 1 1/2" x 1" COMB. RED. TEE, INST. x FPT | EA. | 10/50 | 13.02 |

MIDC PRICE LIST 2026

ITEM NUMBER

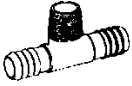

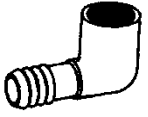



DESCRIPTION

UNITS BAG/BOX LIST PRICE



Dura Plastic Products, Inc.

INSERT FITTINGS

| ITEM NUMBER | DESCRIPTION | UNITS | BAG/BOX | LIST PRICE |
|---|--|-------|---------|------------|
| COMBINATION TEE (insert x insert x mipt) | | | | |
| PL78-10 | 1" COMB. TEE, INST x MPT | EA. | 10/50 | 6.73 |
|  | | | | |
| 90° ELBOW (insert) | | | | |
| PL14-05 | 1/2" 90° EL, INST. | EA. | 10/250 | 2.59 |
| PL14-07 | 3/4" 90° EL, INST. | EA. | 10/250 | 3.24 |
| PL14-10 | 1" 90° EL, INST. | EA. | 10/100 | 3.09 |
| PL14-12 | 1 1/4" 90° EL, INST. | EA. | 5/50 | 3.55 |
| PL14-15 | 1 1/2" 90° EL, INST. | EA. | 5/50 | 4.46 |
| PL14-20 | 2" 90° EL, INST. | EA. | 5/25 | 6.34 |
|  | | | | |
| COMBINATION 90° ELBOW (insert x fipt) | | | | |
| PL40-0505 | 1/2" COMB. 90° EL, INST x FPT | EA. | 10/250 | 2.85 |
| PL40-0707 | 3/4" COMB. 90° EL, INST x FPT | EA. | 10/250 | 3.24 |
| PL40-1010 | 1" COMB. 90° EL, INST x FPT | EA. | 10/100 | 3.93 |
|  | | | | |
| PL40-0705 | 3/4" x 1/2" 90° EL, INST x FPT | EA. | 10/250 | 3.24 |
| PL40-1005 | 1" x 1/2" 90° EL, INST x FPT | EA. | 10/100 | 2.81 |
| PL40-1007 | 1" x 3/4" 90° EL, INST x FPT | EA. | 10/100 | 3.24 |
| PL40-1205 | 1 1/4" x 1/2" 90° EL, INST x FPT | EA. | 10/100 | 6.42 |
| PL40-1207 | 1 1/4" x 3/4" 90° EL, INST x FPT | EA. | 5/50 | 6.42 |
| SIDE OUTLET 90 (inst. X inst. X fpt) | | | | |
| PL15-1005 | 1" x 1" x 1/2" SIDE OUTLET 90° EL, 1 x 1 x FPT | EA. | 5/50 | 7.92 |
|  | | | | |
| COMBINATION 90° ELBOW (insert x mipt) | | | | |
| PL76-07 | 3/4" COMB. 90° EL, INST x MPT | EA. | 10/250 | 4.92 |
| PL76-10 | 1" COMB. 90° EL, INST x MPT | EA. | 10/100 | 6.59 |
| PL76-15 | 1 1/2" COMB. 90° EL, INST x MPT | EA. | 5/50 | 10.93 |
|  | | | | |
| CROSS (insert) | | | | |
| PL72-07 | 3/4" CROSS, INST. | EA. | 10/100 | 8.86 |
| PL72-10 | 1" CROSS, INST. | EA. | 50 | 8.12 |
| PL72-12 | 1 1/4" CROSS, INST. | EA. | 25 | 17.54 |
| PL72-15 | 1 1/2" CROSS, INST. | EA. | 25 | 21.88 |
| PL72-20 | 2" CROSS, INST. | EA. | 20 | 43.18 |
|  | | | | |

MIDC PRICE LIST 2026

ITEM NUMBER

DESCRIPTION


UNITS BAG/BOX LIST PRICE





Dura Plastic Products, Inc.


INSERT FITTINGS


| | | | | | |
|---|---------|------------------------|-----|--------|------|
|  <p>COUPLING (insert)</p> | PL10-05 | 1/2" COUPLING, INST. | EA. | 10/250 | 1.30 |
| | PL10-07 | 3/4" COUPLING, INST. | EA. | 10/250 | 1.66 |
| | PL10-10 | 1" COUPLING, INST. | EA. | 10/100 | 1.48 |
| | PL10-12 | 1 1/4" COUPLING, INST. | EA. | 10/100 | 2.19 |
| | PL10-15 | 1 1/2" COUPLING, INST. | EA. | 10/50 | 2.92 |
| | PL10-20 | 2" COUPLING, INST. | EA. | 5/25 | 5.60 |


| | | | | | |
|--|-----------|---------------------------------|-----|--------|------|
|  <p>REDUCING COUPLING (insert)</p> | PL36-0705 | 3/4" x 1/2" COUPLING, INST. | EA. | 10/250 | 2.63 |
| | PL36-1005 | 1" x 1/2" COUPLING, INST. | EA. | 10/100 | 2.99 |
| | PL36-1007 | 1" x 3/4" COUPLING, INST. | EA. | 10/100 | 2.19 |
| | PL36-1210 | 1 1/4" x 1" COUPLING, INST. | EA. | 10/100 | 3.88 |
| | PL36-1510 | 1 1/2" x 1" COUPLING, INST. | EA. | 5/50 | 5.48 |
| | PL36-1512 | 1 1/2" x 1 1/4" COUPLING, INST. | EA. | 5/50 | 5.48 |
| | PL36-2015 | 2" x 1 1/2" COUPLING, INST. | EA. | 5/50 | 7.42 |

| | | | | | |
|--|-----------|-------------------------------------|-----|-----|-------|
|  | RM-PSC-10 | 1" POLY STRETCH COUPLING, INST. | EA. | 100 | 13.35 |
| | RM-PSC-12 | 1 1/4" POLY STRETCH COUPLING, INST. | EA. | 25 | 20.29 |
| | RM-PSC-15 | 1 1/2" POLY STRECTH COUPLING, INST. | EA. | 25 | 22.58 |

| | | | | | |
|--|---------|-----------------------------------|-----|--------|-------|
|  <p>FEMALE ADAPTER (fipt x insert)</p> | PL90-05 | 1/2" FEMALE ADAPTER, INST x FPT | EA. | 10/250 | 7.07 |
| | PL90-07 | 3/4" FEMALE ADAPTER, INST x FPT | EA. | 10/250 | 7.50 |
| | PL90-10 | 1" FEMALE ADAPTER, INST x FPT | EA. | 10/100 | 7.45 |
| | PL90-12 | 1 1/4" FEMALE ADAPTER, INST x FPT | EA. | 5/50 | 10.51 |
| | PL90-15 | 1 1/2" FEMALE ADAPTER, INST x MPT | EA. | 5/50 | 11.47 |
| | PL90-20 | 2" FEMALE ADAPTER, INST x MPT | EA. | 5/25 | 19.55 |

| | | | | | |
|--|-----------|------------------------------------|-----|--------|-------|
|  <p>FITTING ADAPTER (spg x insert)</p> | PL10-10SP | 1" FITTING ADAPTER, SPG x INST | EA. | 10/100 | 3.89 |
| | PL10-12SP | 1 1/4" FITTING ADAPTER, SPG x INST | EA. | 5/50 | 6.63 |
| | PL10-15SP | 1 1/2" FITTING ADAPTER, SPG x INST | EA. | 5/50 | 7.21 |
| | PL10-20SP | 2" FITTING ADAPTER, SPG x INST | EA. | 5 | 12.30 |

| | | | | | |
|--|---------|---------------------------------|-----|--------|------|
|  <p>MALE ADAPTER (mipt x insert)</p> | PL12-05 | 1/2" MALE ADAPTER, INST x MPT | EA. | 10/250 | 1.50 |
| | PL12-07 | 3/4" MALE ADAPTER, INST x MPT | EA. | 10/200 | 1.80 |
| | PL12-10 | 1" MALE ADAPTER, INST x MPT | EA. | 10/100 | 1.44 |
| | PL12-12 | 1 1/4" MALE ADAPTER, INST x MPT | EA. | 5/50 | 2.86 |
| | PL12-15 | 1 1/2" MALE ADAPTER, INST x MPT | EA. | 5/50 | 3.52 |
| | PL12-20 | 2" MALE ADAPTER, INST x MPT | EA. | 5/25 | 6.76 |


| | | | | | |
|--|-----------|--|-----|--------|------|
|  <p>REDUCING MALE ADAPTER (reducing-mipt x insert)</p> | PL74-0705 | 1/2" x 3/4" MALE ADAPTER, MPT x INST | EA. | 10/100 | 4.88 |
| | PL74-1005 | 1/2" x 1" MALE ADAPTER, MPT x INST | EA. | 10/100 | 4.65 |
| | PL74-1007 | 3/4" x 1" MALE ADAPTER, MPT x INST | EA. | 10/100 | 4.65 |
| | PL74-1210 | 1" x 1 1/4" MALE ADAPTER, MPT x INST | EA. | 5/100 | 5.34 |
| | PL74-1510 | 1" x 1 1/2" MALE ADAPTER, MPT x INST | EA. | 5/50 | 7.44 |
| | PL74-1512 | 1 1/4" x 1 1/2" MALE ADAPTER, MPT x INST | EA. | 5/50 | 7.44 |

MIDC PRICE LIST 2026

| ITEM NUMBER | DESCRIPTION | UNITS | BAG/BOX | LIST PRICE |
|-------------|-------------|-------|---------|------------|
|-------------|-------------|-------|---------|------------|








INSERT FITTINGS

| | | | | | |
|---|-----------|--|-----|--------|------|
|  <p>REDUCING MALE ADAPTER (mpt x reducing-insert)</p> | PL38-0705 | 3/4" x 1/2" MALE ADAPTER, MPT x INST | EA. | 10/250 | 4.14 |
| | PL38-1007 | 1" x 3/4" MALE ADAPTER, MPT x INST | EA. | 10/100 | 3.93 |
| | PL38-1210 | 1 1/4" x 1" MALE ADAPTER, MPT x INST | EA. | 10/100 | 4.99 |
| | PL38-1510 | 1 1/2" x 1" MALE ADAPTER, MPT x INST | EA. | 10/50 | 6.24 |
| | PL38-1512 | 1 1/2" x 1 1/4" MALE ADAPTER, MPT x INST | EA. | 10/50 | 6.24 |

| | | | | | |
|---|---------|--------------------|-----|--------|------|
|  <p>PLUG (insert)</p> | PL82-05 | 1/2" PLUG, INST. | EA. | 10/500 | 2.60 |
| | PL82-07 | 3/4" PLUG, INST. | EA. | 10/500 | 2.89 |
| | PL82-10 | 1" PLUG, INST. | EA. | 10/250 | 3.34 |
| | PL82-12 | 1 1/4" PLUG, INST. | EA. | 5/125 | 4.59 |
| | PL82-15 | 1 1/2" PLUG, INST. | EA. | 5/125 | 4.98 |
| | PL82-20 | 2" PLUG, INST. | EA. | 5/50 | 8.83 |



BLAZING™ FAST FITTINGS

| | | | | | |
|---|-------------|--|-----|--------|-------|
|  | WHB1429-010 | 1" COUPLING, INSERT, "BLAZING™" | EA. | | 4.04 |
| | WHBPSC-010 | 1" POLY STRETCH COUPLING, INSERT "BLAZING™" | EA. | | 12.06 |
|  | WHB1406-010 | 1" 90° ELBOW, INSERT, "BLAZING™" | EA. | | 5.40 |
| | WHB1436-010 | 1" MALE ADAPTER, INST x MPT "BLAZING™" | EA. | | 2.99 |
|  | WHB1401-010 | 1" TEE, INSERT, "BLAZING™" | EA. | | 6.28 |
| | WHB1402-130 | 1" x 1" x 1/2" REDUCING COMBO TEE, INST x FPT, "BLAZING™" | EA. | | 6.28 |
|  | WHB1401-129 | 1" x 1" x SWING PIPE COMBO TEE, 1 x 1 x FUNNY PIPE BARB "BLAZING™" | EA. | | 5.93 |
| | WHB1407-130 | 1" x 1/2" FPT "BLAZING™ FAST" END ELBOW | EA. | 25/250 | 3.24 |
|  | WHB-EL1009 | 1" x FUNNY PIPE "BLAZING™ FAST" END OF LINE | EA. | 25/250 | 3.97 |



SCH. 40 PVC FITTINGS

| | | | | | |
|--|-----------|-------------------|-----|--------|--------|
|  <p>TEE (SLIP x SLIP x SLIP)</p> | PL401-005 | 1/2" TEE, S x S | EA. | 10/150 | 1.35 |
| | PL401-007 | 3/4" TEE, S x S | EA. | 10/100 | 1.41 |
| | PL401-010 | 1" TEE, S x S | EA. | 10/50 | 1.66 |
| | PL401-012 | 1 1/4" TEE, S x S | EA. | 5/40 | 2.99 |
| | PL401-015 | 1 1/2" TEE, S x S | EA. | 25 | 2.98 |
| | PL401-020 | 2" TEE, S x S | EA. | 25 | 4.54 |
| | PL401-025 | 2 1/2" TEE, S x S | EA. | 10 | 14.37 |
| | PL401-030 | 3" TEE, S x S | EA. | 10 | 19.22 |
| | PL401-040 | 4" TEE, S x S | EA. | 5 | 36.60 |
| | PL401-060 | 6" TEE, S x S | EA. | 1 | 153.79 |

ONE DAY OR DAY ONE. YOU DECIDE

MIDC PRICE LIST 2026

ITEM NUMBER

DESCRIPTION

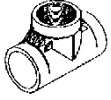
UNITS BAG/BOX LIST PRICE



Dura Plastic Products, Inc.

SCH. 40 PVC FITTINGS

TEE
(SLIP x SLIP x FIPT)



| | | | | |
|-----------|---------------------------------|-----|-------|------|
| PL402-010 | 1" COMBINATION TEE, S x S x FPT | EA. | 10/50 | 6.13 |
|-----------|---------------------------------|-----|-------|------|

90° ELL
(SLIP X SLIP)



| | | | | |
|-----------|----------------------|-----|-------|--------|
| PL406-010 | 1" 90° EL, S x S | EA. | 10/50 | 1.36 |
| PL406-012 | 1 1/4" 90° EL, S x S | EA. | 5/50 | 2.53 |
| PL406-015 | 1 1/2" 90° EL, S x S | EA. | 5/50 | 2.25 |
| PL406-020 | 2" 90° EL, S x S | EA. | 5/20 | 3.60 |
| PL406-025 | 2 1/2" 90° EL, S x S | EA. | 10 | 11.52 |
| PL406-030 | 3" 90° EL, S x S | EA. | 8 | 12.87 |
| PL406-040 | 4" 90° EL, S x S | EA. | 3 | 23.05 |
| PL406-060 | 6" 90° EL, S x S | EA. | 1 | 109.04 |

The secret of getting ahead is getting started

MIDC PRICE LIST 2026

ITEM NUMBER

DESCRIPTION

UNITS BAG/BOX LIST PRICE



Dura Plastic Products, Inc.

SCH. 40 PVC FITTINGS

| | | | | |
|-----------|---------------------------|-----|--|--------|
| PL465-020 | 2" 22.5 DEG EL, S x S | EA | | 8.42 |
| PL465-025 | 2 1/2" 22.5 DEG EL, S x S | EA. | | 20.83 |
| PL465-030 | 3" 22.5 DEG. EL, S x S | EA. | | 32.30 |
| PL465-040 | 4" 22.5 DEG EL, S x S | EA. | | 58.02 |
| PL465-060 | 6" 22.5 DEG EL, S x S | EA. | | 143.22 |

**90° ELL
(FPTXFPT)**



| | | | | |
|-----------|--------------------------|-----|------|-------|
| PL408-015 | 1 1/2" 90° EL, FPT x FPT | EA. | 5/50 | 15.99 |
| PL408-020 | 2" 90° EL, FPT x FPT | EA. | 5/25 | 24.36 |

**90° ELL
(SLIP X MPT)**

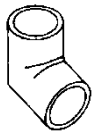


| | | | | |
|-----------|------------------------------------|-----|-------|-------|
| PL410-010 | 1" COMBINATION 90° EL, S x MPT | EA. | 10/50 | 2.78 |
| PL410-015 | 1 1/2" COMBINATION 90° EL, S x MPT | EA. | 5/25 | 9.67 |
| PL410-020 | 2" COMBINATION 90° EL, S x MPT | EA. | 5/20 | 23.91 |



| | | | | |
|-----------|------------------------------------|-----|--------|------|
| PL412-006 | 1/2" 90° ST. EL, MPT x FPT, marlex | EA. | 10/250 | 4.28 |
| PL412-008 | 3/4" 90° ST. EL, MPT x FPT, marlex | EA. | 10/250 | 5.54 |
| PL412-011 | 1" 90° ST. EL, MPT x FPT, marlex | EA. | 10/100 | 8.87 |

**45° ELL
(SLIP X SLIP)**



| | | | | |
|-----------|----------------------|-----|--------|--------|
| PL417-010 | 1" 45° EL, S x S | EA. | 10/100 | 2.92 |
| PL417-012 | 1 1/4" 45° EL, S x S | EA. | 5/50 | 4.75 |
| PL417-015 | 1 1/2" 45° EL, S x S | EA. | 10/50 | 5.47 |
| PL417-020 | 2" 45° EL, S x S | EA. | 5/20 | 7.82 |
| PL417-025 | 2 1/2" 45° EL, S x S | EA. | 10 | 19.34 |
| PL417-030 | 3" 45° EL, S x S | EA. | 8 | 29.30 |
| PL417-040 | 4" 45° EL, S x S | EA. | 3 | 52.60 |
| PL417-060 | 6" 45° EL, S x S | EA. | 2 | 106.20 |

Impossible is just an opinion



MIDC PRICE LIST 2026

ITEM NUMBER


DESCRIPTION


UNITS BAG/BOX LIST PRICE





Dura Plastic Products, Inc.


SCH. 40 PVC FITTINGS

| ITEM NUMBER | DESCRIPTION | UNITS | BAG/BOX | LIST PRICE |
|---|-------------|---------------------|---------|-------------|
| CROSS  | PL420-005 | 1/2" CROSS, S x S | EA. | 10/100 6.37 |
| | PL420-007 | 3/4" CROSS, S x S | EA. | 10/50 10.57 |
| | PL420-010 | 1" CROSS, S x S | EA. | 5/25 6.05 |
| | PL420-012 | 1 1/4" CROSS, S x S | EA. | 5/25 11.62 |
| | PL420-015 | 1 1/2" CROSS, S x S | EA. | 5/15 13.19 |
| | PL420-020 | 2" CROSS, S x S | EA. | 10 19.41 |
| | PL420-025 | 2 1/2" CROSS, S x S | EA. | 8 52.33 |
| | PL420-030 | 3" CROSS, S x S | EA. | 5 64.23 |
| | PL420-040 | 4" CROSS, S x S | EA. | 3 95.14 |

| ITEM NUMBER | DESCRIPTION | UNITS | BAG/BOX | LIST PRICE |
|--|--------------------|-------------------------------|---------|-------------|
| COUPLING (SLIP X SLIP)  | PL429-005 | 1/2" COUPLING, S x S | EA. | 10/250 1.09 |
| | PL429-007 | 3/4" COUPLING, NESTING, S x S | EA. | 10/250 0.67 |
| | PL429-010 | 1" COUPLING, NESTING, S x S | EA. | 10/100 1.29 |
| | PL429-012 | 1 1/4" COUPLING, S x S | EA. | 10/50 1.89 |
| | PL429-015 | 1 1/2" COUPLING, S x S | EA. | 10/50 1.68 |
| | PL429-020 | 2" COUPLING, S x S | EA. | 5/25 2.18 |
| | PL429-025 | 2 1/2" COUPLING, S x S | EA. | 25 5.83 |
| | PL429-030 | 3" COUPLING, S x S | EA. | 10 9.11 |
| | PL429-040 | 4" COUPLING, S x S | EA. | 6 13.20 |
| PL429-060 | 6" COUPLING, S x S | EA. | 4 67.48 | |

| ITEM NUMBER | DESCRIPTION | UNITS | BAG/BOX | LIST PRICE |
|--|-------------|-----------------------------|---------|-------------|
| COUPLING (FIPT X FIPT)  | PL430-005 | 1/2" COUPLING, THREADED PVC | EA. | 10/250 1.87 |
| | PL430-007 | 3/4" COUPLING, THREADED PVC | EA. | 10/250 3.45 |
| | PL430-010 | 1" COUPLING, THREADED PVC | EA. | 10/100 5.31 |

| ITEM NUMBER | DESCRIPTION | UNITS | BAG/BOX | LIST PRICE |
|--|-------------|--------------------------------|---------|-------------|
| FEMALE ADAPTER (FIPT X SLIP)  | PL435-007 | 3/4" FEMALE ADAPTER, S x FPT | EA. | 10/250 2.27 |
| | PL435-010 | 1" FEMALE ADAPTER, S x FPT | EA. | 10/100 2.27 |
| | PL435-012 | 1 1/4" FEMALE ADAPTER, S x FPT | EA. | 5/50 3.52 |
| | PL435-015 | 1 1/2" FEMALE ADAPTER, S x FPT | EA. | 5/50 4.03 |
| | PL435-020 | 2" FEMALE ADAPTER, S x FPT | EA. | 5/25 5.41 |
| | PL435-025 | 2 1/2" FEMALE ADAPTER, S x FPT | EA. | 15 14.87 |
| | PL435-030 | 3" FEMALE ADAPTER, S x FPT | EA. | 10 19.93 |
| | PL435-040 | 4" FEMALE ADAPTER, S x FPT | EA. | 5 37.16 |

| ITEM NUMBER | DESCRIPTION | UNITS | BAG/BOX | LIST PRICE |
|--|-------------|-------------------------------------|---------|-------------|
| FEMALE ADAPTER (SPIGOT x MIPT)  | PL431-010 | 1" FEMALE ADAPTER, SPIGOT x FPT | EA. | 10/100 2.78 |
| | PL431-012 | 1 1/4" FEMALE ADAPTER, SPIGOT x FPT | EA. | 5/50 3.75 |
| | PL431-015 | 1 1/2" FEMALE ADAPTER, SPIGOT x FPT | EA. | 5/50 4.66 |
| | PL431-020 | 2" FEMALE ADAPTER, SPIGOT x FPT | EA. | 25 6.96 |

MIDC PRICE LIST 2026

ITEM NUMBER

DESCRIPTION

UNITS BAG/BOX LIST PRICE



Dura Plastic Products, Inc.

SCH. 40 PVC FITTINGS

| | | | | | |
|--|-----------|------------------------------|-----|--------|-------|
| <p>MALE ADAPTER (MIPT x SLIP)</p> | PL436-010 | 1" MALE ADAPTER, S x MPT | EA. | 10/100 | 2.53 |
| | PL436-012 | 1 1/4" MALE ADAPTER, S x MPT | EA. | 5/50 | 3.11 |
| | PL436-015 | 1 1/2" MALE ADAPTER, S x MPT | EA. | 5/50 | 2.23 |
| | PL436-020 | 2" MALE ADAPTER, S x MPT | EA. | 5/25 | 2.78 |
| | PL436-025 | 2 1/2" MALE ADAPTER, S x MPT | EA. | 25 | 12.29 |
| | PL436-030 | 3" MALE ADAPTER, S x MPT | EA. | 16 | 18.01 |
| | PL436-040 | 4" MALE ADAPTER, S x MPT | EA. | 12 | 26.81 |
| | PL436-060 | 6" MALE ADAPTER, S x MPT | EA. | 3 | 82.09 |

| | | | | | |
|--|-----------|-----------------------------------|-----|--------|------|
| <p>MALE ADAPTER (MIPT x SPGT)</p> | PL432-010 | 1" MALE ADAPTER, SPIGOT x MPT | EA. | 10/100 | 2.51 |
| | PL432-012 | 1 1/4" MALE ADAPTER, SPIGOT x MPT | EA. | 5/50 | 4.37 |
| | PL432-015 | 1 1/2" MALE ADAPTER, SPIGOT x MPT | EA. | 10/50 | 6.24 |
| | PL432-020 | 2" MALE ADAPTER, SPIGOT x MPT | EA. | 5/25 | 7.76 |

| | | | | | |
|---|-----------|---------------------------------------|-----|-------|-------|
| <p>REDUCING MALE ADAPTER (MIPT x SLIP)</p> | PL436-132 | 1" x 1 1/4" MALE ADAPTER, MPT x S | EA. | 5/50 | 8.46 |
| | PL436-169 | 1 1/4" x 1 1/2" MALE ADAPTER, MPT x S | EA. | 5/125 | 9.55 |
| | PL436-212 | 1 1/2" x 1 1/4" MALE ADAPTER, MPT x S | EA. | 5/50 | 11.40 |
| | PL436-213 | 1 1/2" x 2" MALE ADAPTER, MPT x S | EA. | 5/50 | 11.43 |
| | PL436-251 | 2" x 1 1/2" MALE ADAPTER, MPT x S | EA. | 5/50 | 13.13 |

| | | | | | |
|---|-----------|---|-----|--------|-------|
| <p>REDUCER BUSHING (SP X SLIP)</p> | PL437-131 | 1" x 3/4" REDUCER BUSHING, SP x S | EA. | 10/250 | 2.71 |
| | PL437-168 | 1 1/4" x 1" REDUCER BUSHING, SP x S | EA. | 5/150 | 2.84 |
| | PL437-209 | 1 1/2" x 1/2" REDUCER BUSHING, SP x S | EA. | 5/100 | 3.39 |
| | PL437-210 | 1 1/2" x 3/4" REDUCER BUSHING, SP x S | EA. | 5/100 | 3.39 |
| | PL437-211 | 1 1/2" x 1" REDUCER BUSHING, SP x S | EA. | 10/100 | 3.39 |
| | PL437-212 | 1 1/2" x 1 1/4" REDUCER BUSHING, SP x S | EA. | 10/100 | 3.39 |
| | PL437-247 | 2" x 1/2" REDUCER BUSHING, SP x S | EA. | 5/50 | 3.96 |
| | PL437-248 | 2" x 3/4" REDUCER BUSHING, SP x S | EA. | 5/50 | 3.96 |
| | PL437-249 | 2" x 1" REDUCER BUSHING, SP x S | EA. | 5/50 | 3.96 |
| | PL437-250 | 2" x 1 1/4" REDUCER BUSHING, SP x S | EA. | 5/50 | 3.96 |
| | PL437-251 | 2" x 1 1/2" REDUCER BUSHING, SP x S | EA. | 5/50 | 2.83 |
| | PL437-289 | 2 1/2" x 1" REDUCER BUSHING, SP x S | EA. | 5/25 | 6.34 |
| | PL437-290 | 2 1/2" x 1 1/4" REDUCER BUSHING, SP x S | EA. | 5/25 | 6.34 |
| | PL437-291 | 2 1/2" x 1 1/2" REDUCER BUSHING, SP x S | EA. | 5/25 | 6.34 |
| | PL437-292 | 2 1/2" x 2" REDUCER BUSHING, SP x S | EA. | 5/25 | 4.53 |
| | PL437-336 | 3" x 1 1/4" REDUCER BUSHING, SP x S | EA. | 5/25 | 9.38 |
| | PL437-337 | 3" x 1 1/2" REDUCER BUSHING, SP x S | EA. | 5/25 | 9.38 |
| | PL437-338 | 3" x 2" REDUCER BUSHING, SP x S | EA. | 5/25 | 9.38 |
| | PL437-339 | 3" x 2 1/2" REDUCER BUSHING, SP x S | EA. | 5/25 | 6.70 |
| | PL437-420 | 4" x 2" REDUCER BUSHING, SP x S | EA. | 10 | 20.95 |
| | PL437-421 | 4" x 2 1/2" REDUCER BUSHING, SP x S | EA. | 10 | 20.95 |
| | PL437-422 | 4" x 3" REDUCER BUSHING, SP x S | EA. | 10 | 14.96 |
| | PL437-530 | 6" x 3" REDUCER BUSHING, SP x S | EA. | 4 | 87.53 |
| | PL437-532 | 6" x 4" REDUCER BUSHING, SP x S | EA. | 4 | 87.53 |

MIDC PRICE LIST 2026

ITEM NUMBER

DESCRIPTION

UNITS BAG/BOX LIST PRICE



Dura Plastic Products, Inc.

SCH. 40 PVC FITTINGS

| ITEM NUMBER | DESCRIPTION | UNITS | BAG/BOX | LIST PRICE |
|-----------------------------|---|-------|---------|------------|
| PL438-130 | 1" x 1/2" REDUCER BUSHING, SP x FPT | EA. | 25/250 | 3.71 |
| PL438-131 | 1" x 3/4" REDUCER BUSHING, SP x FPT | EA. | 25/250 | 3.71 |
| PL438-166 | 1 1/4" x 1/2" REDUCER BUSHING, SP x FPT | EA. | 10/150 | 5.68 |
| PL438-167 | 1 1/4" x 3/4" REDUCER BUSHING, SP x FPT | EA. | 10/150 | 5.68 |
| PL438-168 | 1 1/4" x 1" REDUCER BUSHING, SP x FPT | EA. | 10/150 | 5.68 |
| PL438-209 | 1 1/2" x 1/2" REDUCER BUSHING, SP x FPT | EA. | 5/100 | 5.91 |
| PL438-210 | 1 1/2" x 3/4" REDUCER BUSHING, SP x FPT | EA. | 5/100 | 5.91 |
| PL438-211 | 1 1/2" x 1" REDUCER BUSHING, SP x FPT | EA. | 5/100 | 2.92 |
| REDUCER BUSHING (SP X FIPT) | PL438-212 1 1/2" x 1 1/4" REDUCER BUSHING, SP x FPT | EA. | 5/100 | 5.91 |
| | PL438-248 2" x 3/4" REDUCER BUSHING, SP x FPT | EA. | 5/50 | 7.92 |
| | PL438-249 2" x 1" REDUCER BUSHING, SP x FPT | EA. | 5/50 | 4.85 |
| | PL438-250 2" x 1 1/4" REDUCER BUSHING, SP x FPT | EA. | 5/50 | 7.92 |
| | PL438-251 2" x 1 1/2" REDUCER BUSHING, SP x FPT | EA. | 5/50 | 7.92 |
| | PL438-289 2 1/2" x 1" REDUCER BUSHING, SP x FPT | EA. | 5/25 | 7.92 |
| | PL438-290 2 1/2" x 1 1/4" REDUCER BUSHING, SP x FPT | EA. | 5/25 | 11.52 |
| | PL438-291 2 1/2" x 1 1/2" REDUCER BUSHING, SP x FPT | EA. | 5/25 | 11.52 |
| | PL438-292 2 1/2" x 2" REDUCER BUSHING, SP x FPT | EA. | 5/25 | 11.52 |
| | PL438-335 3" x 1" REDUCER BUSHING, SP x FPT | EA. | 5/25 | 8.09 |
| | PL438-336 3" x 1 1/4" REDUCER BUSHING, SP x FPT | EA. | 5/25 | 13.36 |
| | PL438-337 3" x 1 1/2" REDUCER BUSHING, SP x FPT | EA. | 5/25 | 13.36 |
| | PL438-338 3" x 2" REDUCER BUSHING, SP x FPT | EA. | 5/25 | 8.09 |
| | PL438-339 3" x 2 1/2" REDUCER BUSHING, SP x FPT | EA. | 5/25 | 13.36 |
| | PL438-420 4" x 2" REDUCER BUSHING, SP x FPT | EA. | 10 | 16.70 |
| | PL438-421 4" x 2 1/2" REDUCER BUSHING, SP x FPT | EA. | 10 | 29.84 |
| | PL438-422 4" x 3" REDUCER BUSHING, SP x FPT | EA. | 10 | 20.89 |
| | PL438-532 6" x 4" REDUCER BUSHING, SP x FPT | EA. | 4 | 125.45 |



| ITEM NUMBER | DESCRIPTION | UNITS | BAG/BOX | LIST PRICE |
|------------------------------|--|-------|---------|------------|
| REDUCER BUSHING (MIPTX FIPT) | PL439-072 1/2" x 1/4" REDUCER BUSHING, MPT x FPT | EA. | 10/500 | 8.76 |
| | PL439-098 3/4" x 1/4" REDUCER BUSHING, MPT x FPT | EA. | 10/500 | 5.49 |
| | PL439-101 3/4" x 1/2" REDUCER BUSHING, MPT x FPT | EA. | 10/500 | 3.75 |
| | PL439-130 1" x 1/2" REDUCER BUSHING, MPT x FPT | EA. | 10/250 | 5.08 |
| | PL439-131 1" x 3/4" REDUCER BUSHING, MPT x FPT | EA. | 10/250 | 5.37 |
| | PL439-167 1 1/4" x 3/4" REDUCER BUSHING, MPT x FPT | EA. | 5/150 | 8.46 |
| | PL439-168 1 1/4" x 1" REDUCER BUSHING, MPT x FPT | EA. | 5/150 | 8.46 |
| | PL439-210 1 1/2" x 3/4" REDUCER BUSHING, MPT x FPT | EA. | 10/100 | 9.67 |
| | PL439-211 1 1/2" x 1" REDUCER BUSHING, MPT x FPT | EA. | 10/100 | 9.67 |
| | PL439-212 1 1/2" x 1 1/4" REDUCER BUSHING, MPT x FPT | EA. | 10/100 | 9.67 |
| | PL439-251 2" x 1 1/2" REDUCER BUSHING, MPT x FPT | EA. | 5/50 | 10.87 |



It costs nothing to dream, but everything if you don't

MIDC PRICE LIST 2026

ITEM NUMBER

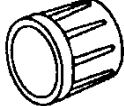
DESCRIPTION

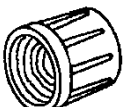
UNITS BAG/BOX LIST PRICE



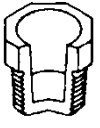
Dura Plastic Products, Inc.

SCH. 40 PVC FITTINGS



| ITEM NUMBER | DESCRIPTION | UNITS | BAG/BOX | LIST PRICE |
|--|-------------|------------------|---------|-------------|
| <p>CAP (SLIP)</p>  | PL447-005 | 1/2" CAP, SLIP | EA. | 10/500 1.41 |
| | PL447-007 | 3/4" CAP, SLIP | EA. | 10/250 1.66 |
| | PL447-010 | 1" CAP, SLIP | EA. | 10/250 2.28 |
| | PL447-012 | 1 1/4" CAP, SLIP | EA. | 5/125 3.21 |
| | PL447-015 | 1 1/2" CAP, SLIP | EA. | 5/50 3.52 |
| | PL447-020 | 2" CAP, SLIP | EA. | 5/50 4.06 |
| | PL447-025 | 2 1/2" CAP, SLIP | EA. | 25 13.51 |
| | PL447-030 | 3" CAP, SLIP | EA. | 15 15.94 |
| | PL447-040 | 4" CAP, SLIP | EA. | 9 34.43 |
| | PL447-060 | 6" CAP, SLIP | EA. | 3 82.41 |



| ITEM NUMBER | DESCRIPTION | UNITS | BAG/BOX | LIST PRICE |
|--|-------------|----------------------|---------|-------------|
| <p>CAP (THRD)</p>  | PL448-005 | 1/2" CAP, THREADED | EA. | 10/250 2.45 |
| | PL448-007 | 3/4" CAP, THREADED | EA. | 10/250 2.84 |
| | PL448-010 | 1" CAP, THREADED | EA. | 10/250 4.06 |
| | PL448-012 | 1 1/4" CAP, THREADED | EA. | 5/125 5.03 |
| | PL448-015 | 1 1/2" CAP, THREADED | EA. | 5/50 5.27 |
| | PL448-020 | 2" CAP, THREADED | EA. | 5/50 9.67 |
| | PL448-025 | 2 1/2" CAP, THREADED | EA. | 25 14.33 |
| | PL448-030 | 3" CAP, THREADED | EA. | 15 18.86 |
| | PL448-040 | 4" CAP, THREADED | EA. | 9 34.76 |






| ITEM NUMBER | DESCRIPTION | UNITS | BAG/BOX | LIST PRICE |
|--|-------------|------------------|---------|-------------|
| <p>PLUG</p>  | PL449-007 | 3/4" PLUG, SP. | EA. | 10/250 3.62 |
| | PL449-010 | 1" PLUG, SP. | EA. | 10/250 4.11 |
| | PL449-012 | 1 1/4" PLUG, SP. | EA. | 5/125 5.53 |
| | PL449-015 | 1 1/2" PLUG, SP. | EA. | 5/50 6.96 |




| ITEM NUMBER | DESCRIPTION | UNITS | BAG/BOX | LIST PRICE |
|--|-------------|-----------------------|---------|-------------|
| <p>PLUG</p>  | PL450-005 | 1/2" PLUG, THREADED | EA. | 10/250 2.10 |
| | PL450-007 | 3/4" PLUG, THREADED | EA. | 10/500 2.10 |
| | PL450-010 | 1" PLUG, THREADED | EA. | 10/250 3.67 |
| | PL450-012 | 1 1/4" PLUG, THREADED | EA. | 5/125 7.04 |
| | PL450-015 | 1 1/2" PLUG, THREADED | EA. | 5/125 7.18 |
| | PL450-020 | 2" PLUG, THREADED | EA. | 5/50 9.58 |
| | PL450-025 | 2 1/2" PLUG, THREADED | EA. | 5/25 14.24 |
| | PL450-030 | 3" PLUG, THREADED | EA. | 5/25 25.35 |



MIDC PRICE LIST 2026

| ITEM NUMBER | DESCRIPTION | UNITS | BAG/BOX | LIST PRICE |
|--|-------------|-----------------------------|---------|------------|
| PVC UNIONS | | | | |
|   | AGU-010T | 1" PVC UNION, FPT x FPT | EA. | 14.63 |
| | AGU-012T | 1 1/4" PVC UNION, FPT x FPT | EA. | 19.36 |
| | AGU-015 | 1 1/2" PVC UNION, S x S | EA. | 23.23 |
| | AGU-015T | 1 1/2" PVC UNION, FPT x FPT | EA. | 24.16 |
| | AGU-020 | 2" PVC UNION, S x S | EA. | 32.33 |
| | AGU-020T | 2" PVC UNION, FPT x FPT | EA. | 33.99 |


| | | | | |
|--|-------------|--------------------------|---------|-------|
| PVC FLANGES | | | | |
|   | L854-030 | 3" PVC FLANGE, VAN STONE | NET/EA. | 35.45 |
| | L854-030-G | 3" PVC FLANGE GASKET | NET/EA. | 7.16 |
| | L854-040 | 4" PVC FLANGE, VAN STONE | NET/EA. | 42.44 |
| | PL854-040-G | 4" PVC FLANGE GASKET | NET/EA. | 10.80 |
| | PL854-060 | 6" PVC FLANGE, VAN STONE | NET/EA. | 70.26 |
| | PL854-060-G | 6" FLANGE GASKET | NET/EA. | 19.98 |



| | | | | |
|---|----------------------------|-------------------------------|------|-------|
| SCH. 80 PVC NIPPLES | | | | |
|      | AL05X2 | 1/2" x 2" SCH. 80 NIPPLE | EA. | 1.14 |
| | AL05X4 | 1/2" x 4" SCH. 80 NIPPLE | EA. | 2.15 |
| | AL05X8 | 1/2" x 8" SCH. 80 NIPPLE | EA. | 3.26 |
| | AL05X10 | 1/2" x 10" SCH. 80 NIPPLE | EA. | 3.72 |
| | AL05X12 | 1/2" x 12" SCH. 80 NIPPLE | EA. | 3.83 |
| | AL05X36 | 1/2" x 36" SCH. 80 NIPPLE | EA. | 12.22 |
| | AL07XCL | 3/4" x CLOSE SCH. 80 NIPPLE | EA. | 1.18 |
| | AL07X2 | 3/4" x 2" SCH. 80 NIPPLE | EA. | 1.43 |
| | AL07X4 | 3/4" x 4" SCH. 80 NIPPLE | EA. | 2.25 |
| | AL07X12 | 3/4" x 12" SCH. 80 NIPPLE | EA. | 4.98 |
| | AL10X2 | 1" x 2" SCH. 80 NIPPLE | EA. | 1.97 |
| | AL10X4 | 1" x 4" SCH. 80 NIPPLE | EA. | 2.96 |
| | AL10X6 | 1" x 6" SCH. 80 NIPPLE | EA. | 4.09 |
| | AL10X12 | 1" x 12" SCH. 80 NIPPLE | EA. | 6.85 |
| | AL12XCL | 1 1/4" x CLOSE SCH. 80 NIPPLE | EA. | 3.25 |
| AL15X2 | 1 1/2" x 2" SCH. 80 NIPPLE | EA. | 3.88 | |
| L20X2.5 | 2" x 2 1/2" SCH. 80 NIPPLE | EA. | 5.96 | |




| | | | | |
|--|-----------|--|-----|----------------|
| PVC SWING JOINTS | | | | |
|    | PL07SJA-T | 3/4" x 4" PVC SWING JOINT, ASSEMBLED, MPT x MPT | EA. | 42.99 |
| | PL10SJA | 1" X 12" PVC SWING JOINT, ASSEMBLED, MPT x MPT | EA. | 10/CASE 66.59 |
| | PL12SJA | 1 1/4" X 12" PVC SWING JOINT, ASSEMBLED, MPT x MPT | EA. | 10/CASE 93.97 |
| | PL15SJA | 1 1/2" X 12" PVC SWING JOINT, ASSEMBLED, MPT x MPT | EA. | 10/CASE 106.28 |


| | | | | |
|--|----------|---------------------------------|-----|--------|
| PVC COMPRESSION COUPLINGS | | | | |
|   | FC110-12 | 1 1/4" PVC COMPRESSION COUPLING | EA. | 29.29 |
| | FC110-15 | 1 1/2" PVC COMPRESSION COUPLING | EA. | 30.26 |
| | FC110-20 | 2" PVC COMPRESSION COUPLING | EA. | 39.31 |
| | FC110-25 | 2 1/2" PVC COMPRESSION COUPLING | EA. | 74.01 |
| | FC110-30 | 3" PVC COMPRESSION COUPLING | EA. | 96.89 |
| | FC110-40 | 4" PVC COMPRESSION COUPLING | EA. | 159.30 |
| | FC110-60 | 6" COMPRESSION COUPLING | EA. | 370.05 |


MIDC PRICE LIST 2026



| ITEM NUMBER | DESCRIPTION | UNITS | BAG/BOX | LIST PRICE |
|---|-------------|---------------------------------|---------|------------|
| QUIK FIX PVC REPAIR COUPLINGS | | | | |
|  | FC117-10 | 1" QUIK FIX REPAIR COUPLING | EA. | 17.49 |
| | FC117-12 | 1 1/4" QUIK FIX REPAIR COUPLING | EA. | 28.72 |
| | FC117-15 | 1 1/2" QUIK FIX REPAIR COUPLING | EA. | 28.86 |
| | FC117-20 | 2" QUIK FIX REPAIR COUPLING | EA. | 44.69 |
| | FC117-25 | 2 1/2" QUIK FIX REPAIR COUPLING | EA. | 69.78 |
| | FC117-30 | 3" QUIK FIX REPAIR COUPLING | EA. | 83.79 |
| | FC117-40 | 4" QUIK FIX REPAIR COUPLING | EA. | 152.60 |
| | FC117-60 | 6" QUIK FIX REPAIR COUPLING | EA. | 503.65 |


| | | | | | |
|---|--------|---|-----|--------|------|
|  | | | | | |
| PLASTIC SADDLES (size x FPT) | | | | | |
| DAWN™ PRODUCTS | | | | | |
|  | WH1005 | 1" x 1/2" DAWN™ "QUICKSEAL™" SADDLE | EA. | 10/250 | 4.74 |
| | WH1205 | 1 1/4" x 1/2" DAWN™ "QUICKSEAL™" SADDLE | EA. | 10/200 | 5.63 |

| | | | | | |
|---|--------------|---|-----|--------|------|
|  | | | | | |
| BLAZING™ PRODUCTS | | | | | |
|  | WHB1005 | 1" x 1/2" "BLAZING™" SADDLE | EA. | 25/250 | 4.20 |
| | WHB10FP | 1" x FUNNY PIPE BARB "BLAZING™" SADDLE | EA. | 25/250 | 4.20 |
| | WHB1205 | 1 1/4" x 1/2" "BLAZING™" SADDLE | EA. | 25/250 | 8.21 |
| | WHB12FP | 1 1/4" x FUNNY PIPE BARB "BLAZING™" SADDLE | EA. | 25/250 | 8.43 |
| | WHB1505 | 1 1/2" x 1/2" "BLAZING™" SADDLE | EA. | 10/100 | 8.34 |
| | WHB-1407-130 | 1" x 1/2" FPT "BLAZING™ FAST" END ELBOW | EA. | 25/250 | 3.24 |
|  | WHB-EL1009 | 1" x FUNNY PIPE "BLAZING™ FAST" END OF LINE | EA. | 25/250 | 3.86 |



| | | | | | |
|--|---------|---------------------------------------|-----|--|--------|
| CHECK VALVES/FOOT VALVES | | | | | |
|  | PSCV12B | 1 1/4" BRONZE SPRING CHECK VALVE, FPT | EA. | | 96.75 |
| | PSCV15B | 1 1/2" BRONZE SPRING CHECK VALVE, FPT | EA. | | 125.09 |
| | PSCV20B | 2" BRONZE SPRING CHECK VALVE, FPT | EA. | | 219.04 |

| | | | | | |
|---|------------|---|-----|--|-------|
| DURA MANIFOLD SYSTEM | | | | | |
|  | PL301-010 | 1" MANIFOLD TEE, SWIVEL x MPT x SWIVEL | EA. | | 18.29 |
| | PL306-010 | 1" MANIFOLD 90° ELBOW, SWIVEL x SWIVEL | EA. | | 17.25 |
| | PL320-010 | 1" MANIFOLD CROSS, SWIVEL x SWIVEL x SWIVEL x MPT | EA. | | 24.41 |
| | PL390-8303 | 1" O-RING NIPPLE | EA. | | 4.54 |
| | PL335-010 | 1" MANIFOLD FEMALE ADAPTER, SWIVEL x INSERT | EA. | | 10.08 |

| | | | | | |
|---|-------------|--|-----|--------|------|
| CUT OFF RISERS | | | | | |
|  | UN05X5X6 | 1/2" x 1/2" x 6" "4 in 1" CUT OFF RISER | EA. | 50/BOX | 0.68 |
| | UN07X5X6 | 1/2" x 3/4" x 6" "4 in 1" CUT OFF RISER | EA. | 40/BOX | 1.14 |
|  | UNR7X7X6 | 3/4" x 3/4" x 6" "4 in 1" CUT OFF RISER | EA. | 25/BOX | 1.44 |
| | UN05X5X6-MF | 1/2" x 1/2" x 6" MxF "4 in 1" CUT OFF RISER EXTENDER | EA. | 45/BOX | 1.25 |


| | | | | | |
|---|----------|---|-----|---------|-------|
| FUNNY PIPE | | | | | |
|  | M850-05 | FUNNY PIPE, 100 FT. COIL | EA. | COIL | 39.24 |
| | M850-31 | 1/2" FUNNY PIPE 90° ELBOW, BARBED x MPT | EA. | 50/2000 | 0.42 |
| | M850-32 | 3/4" FUNNY PIPE 90° ELBOW, BARBED x MPT | EA. | 50/2000 | 0.42 |
| | M85-1005 | 1" x FUNNY PIPE REDUCER, INSERT x BARB | EA. | 25/BAG | 1.74 |
| | M85-38 | 1/2" FUNNY PIPE TEE, BARB x BARB x BARB | EA. | 50/BAG | 0.78 |
| | M850-20 | 1/2" FUNNY PIPE COUPLING, BARB x BARB | EA. | 25/BAG | 0.68 |


MIDC PRICE LIST 2026

| ITEM NUMBER | DESCRIPTION | UNITS | BAG/BOX | LIST PRICE |
|---|-------------|---------------------------------|---------|------------|
| <u>PVC BALL VALVES</u> | | | | |
|  | L05-PBVT | 1/2" PVC BALL VALVE, THREADED | EA. | 8.31 |
| | L07-PBVT | 3/4" PVC BALL VALVE, THREADED | EA. | 9.84 |
|  | L10-PBVT | 1" PVC BALL VALVE, THREADED | EA. | 1.00 |
| | L10-PBV | 1" PVC BALL VALVE, SOCKET | EA. | 1.00 |
| | PL12-PBV | 1 1/4" PVC BALL VALVE, SOCKET | EA. | 1.00 |
| | PL15-PBV | 1 1/2" PVC BALL VALVE, SOCKET | EA. | 1.00 |
| | PL15-PBVT | 1 1/2" PVC BALL VALVE, THREADED | EA. | 1.00 |
| | PL20-PBV | 2" PVC BALL VALVE, SOCKET | EA. | 1.00 |
| | PL20-PBVT | 2" PVC BALL VALVE, THREADED | EA. | 1.00 |
| | PL25-PBV | 2 1/2" PVC BALL VALVE, SOCKET | EA. | 157.05 |
| | PL30-PBV | 3" PVC BALL VALVE, SOCKET | EA. | 224.71 |
| | PL40-PBV | 4" PVC BALL VALVE, SOCKET | EA. | 465.19 |

| | | | | |
|---|---------|-------------------------------------|-----|-------|
| <u>BOILER DRAINS</u> | | | | |
|  | JF07717 | 3/4" BRONZE BOILER DRAIN, MPT x MHT | EA. | 14.16 |

| | | | | | |
|---|---|--|---------------------------------------|--------|--------|
| <u>BRONZE/BRASS FULL PORT BALL VALVES</u> | | | | | |
|  | RW50X4-05 | 1/2" BRASS BALL VALVE, FP, THREADED | EA. | 15.82 | |
| | RW50X4-07 | 3/4" BRASS BALL VALVE, FP, THREADED | EA. | 26.81 | |
| | RW50X907D | 3/4" BRASS BALL VALVE, FP, w/DRAIN, SWEAT, LEAD FREE | EA. | 53.81 | |
| | RW50X4-10 | 1" BRASS BALL VALVE, FP, THREADED | EA. | 34.84 | |
| | RW50X9-10LF | 1" BRASS BALL VALVE, FP, SWEAT, LEAD FREE | EA. | 44.36 | |
| | RW50X9-10D | 1" BRASS BALL VALVE, FP, w/DRAIN, SWEAT, LEAD FREE | EA. | 76.76 | |
| |  | RW50X4-12 | 1 1/4" BRASS BALL VALVE, FP, THREADED | EA. | 72.93 |
| | | RW50X4-15 | 1 1/2" BRASS BALL VALVE, FP, THREADED | EA. | 105.81 |
| | | RW50X9-15 | 1 1/2" BRASS BALL VALVE, FP, SWEAT | EA. | 105.81 |
| | | RW50X4-20 | 2" BRASS BALL VALVE, FP, THREADED | EA. | 141.51 |
| RW50X9-20 | | 2" BRASS BALL VALVE, FP, SWEAT | EA. | 141.51 | |

| | | | | |
|---|----------|-------------------------|-----|--------|
| <u>BRONZE/ BRASS GATE VALVES</u> | | | | |
|  | RW275-10 | 1" BRASS GATE VALVE | EA. | 32.88 |
| | RW275-12 | 1 1/4" BRASS GATE VALVE | EA. | 45.72 |
| | RW275-15 | 1 1/2" BRASS GATE VALVE | EA. | 58.53 |
| | RW275-20 | 2" BRASS GATE VALVE | EA. | 88.23 |
| | RW275-25 | 2 1/2" BRASS GATE VALVE | EA. | 185.41 |
| | RW275-30 | 3" BRASS GATE VALVE | EA. | 246.79 |
| | RW275-40 | 4" BRASS GATE VALVE | EA. | 432.97 |

| | | | | |
|---|-----------|---|---------|---------|
| <u>EPOXY COATED IRON GATE VALVES</u> | | | | |
|  | RW100-30 | GATE VALVE, 3" EPOXY COATED C.I. PUSH ON w/2" OP. NUT | NET/EA. | 546.62 |
| | RW100-40 | GATE VALVE, 4" EPOXY COATED C.I. PUSH ON w/2" OP. NUT | NET/EA. | 664.13 |
| | RW100-60 | GATE VALVE, 6" EPOXY COATED C.I. PUSH ON w/2" OP. NUT | NET/EA. | 951.83 |
| | RW100-80 | GATE VALVE, 8" EPOXY COATED C.I. PUSH ON w/2" OP. NUT | NET/EA. | 1638.75 |
| | TO-WRENCH | WRENCH, TEE, FOR 2" OPERATING NUT, 36" | NET/EA. | 152.00 |

MIDC PRICE LIST 2026

ITEM NUMBER

DESCRIPTION

UNITS

BAG/BOX

LIST PRICE



RESIDENTIAL VALVE BOXES, DURA

| | | | | |
|--|----------|--|-----|-------|
| | BB6TBC | VALVE BOX, 12" x 17" x 6" TAPERED w/COVER, NDS | EA. | 37.22 |
| | BBP-213C | VALVE BOX COVER ONLY, 12" x 17" NDS | EA. | 34.48 |
| | BBECBC | VALVE BOX, 6" ROUND, ECONO w/COVER | EA. | 7.22 |
| | BB-ECC | VALVE BOX COVER ONLY, 6" ROUND, NDS | EA. | 7.98 |
| | BB10BC | VALVE BOX, 10" ROUND w/COVER NDS | EA. | 17.78 |
| | BB-10C | VALVE BOX COVER ONLY, 10" ROUND, NDS | EA. | 19.72 |

COMMERCIAL VALVE BOXES

| | | | | |
|--|----------|---|-----|--------|
| | BBP12BC | PRO SERIES VALVE BOX, 12" x 17" x 12" w/COVER | EA. | 81.14 |
| | BBP6EB | PRO SERIES EXTENSION BOX, 12" x 17" x 6", w/o COVER | EA. | 63.33 |
| | BBPJBC | PRO SERIES JUMBO BOX, 15" x 22" x 12" w/COVER | EA. | 170.31 |
| | BBP10BC | PRO SERIES VALVE BOX, 10" ROUND w/COVER | EA. | 45.91 |
| | BBP-211C | PRO SERIES VALVE BOX COVER ONLY, 10" ROUND | EA. | 22.81 |
| | BBP-213C | PRO SERIES VALVE BOX COVER ONLY, 12" x 17" | EA. | 34.48 |
| | BBP-217C | PRO SERIES VALVE BOX COVER ONLY, JUMBO | EA. | 68.83 |

ENCLOSURES

| | | | | |
|--|-------------|---|---------|---------|
| | BBENCLS | STEEL ENCLOSURE, GREEN, Half Over, 58"L x 30"W x 28-1/2"H | NET EA. | 3882.00 |
| | BBENCLS-72 | STEEL ENCLOSURE, GREEN, Half Over, 72"L x 30"W x 28-1/2"H | NET EA. | 4437.00 |
| | BBENCLS-T | STEEL ENCLOSURE, GREEN, Flat Top, 58"L x 30"W x 28-1/2"H | NET EA. | 3320.00 |
| | BBENCLS-72T | STEEL ENCLOSURE, GREEN, Flat Top, 72"L x 30"W x 28-1/2"H | NET EA. | 3743.00 |



ROCK ENCLOSURES

(Separate Discount Applies)

| | | | | |
|--|-----------|---|---------|--------|
| | BBR110SS | DEKORRA replicated rock enclosure, #110 Sandstone, 39"L x 21"W x 21"H | EA. | 236.02 |
| | BBR110RB | DEKORRA replicated rock enclosure, #103 Riverbed, 39"L x 21"W x 21"H | EA. | 236.02 |
| | BBR116SS | DEKORRA replicated rock enclosure, #116 Sandstone, 48"L x 20"W x 30"H | EA. | 425.49 |
| | BBR116RB | DEKORRA replicated rock enclosure, #116 Riverbed, 48"L x 20"W x 30"H | EA. | 425.49 |
| | BBR104SS | DEKORRA replicated rock enclosure, #104 Sandstone, 60"L x 48"W x 41"H | EA. | 824.32 |
| | BBR104RB | DEKORRA replicated rock enclosure, #104 Riverbed, 60"L x 48"W x 41"H | EA. | 824.32 |
| | BBR711-CP | DEKORRA vent, 3" round | NET/EA. | 15.96 |
| | BBR712-CP | DEKORRA vent, 4" round | NET/EA. | 21.80 |

MIDC PRICE LIST 2026


ITEM NUMBER

DESCRIPTION



UNITS BAG/BOX LIST PRICE



PRESSURE VACUUM BREAKER

| | | | | |
|--|-------------|--|-----|---------|
|  | WK-720A-010 | WILKINS 720A PVB, 1" w/BALL VALVES | EA. | 233.91 |
| | WK-720A-012 | WILKINS 720A PVB, 1 1/4" w/BALL VALVES | EA. | 1260.00 |
| | WK-720A-015 | WILKINS 720A PVB, 1 1/2" w/BALL VALVES | EA. | 1260.00 |
| | WK-720A-020 | WILKINS 720A PVB, 2" w/BALL VALVES | EA. | 1363.00 |

RPZ BACKFLOW PREVENTERS


| | | | | | |
|--|------------|---------------------------------------|---|-----|---------|
|  | WK-375-010 | WILKINS 375 RPZ, 1" w/BALL VALVES |  | EA. | 917.00 |
| | WK-375-012 | WILKINS 375 RPZ, 1 1/4" w/BALL VALVES | | EA. | 1989.00 |
| | WK-375-015 | WILKINS 375 RPZ, 1 1/2" w/BALL VALVES | | EA. | 1920.00 |
| | WK-375-020 | WILKINS 375 RPZ, 2" w/BALL VALVES | | EA. | 2019.00 |
| | WK-375-025 | WILKINS 375 RPZ, 2 1/2" w/GATE VALVES | | EA. | 5828.00 |
| | WK-375-030 | WILKINS 375 RPZ, 3" w/GATE VALVES | | EA. | 6497.00 |
| | WK-375-040 | WILKINS 375 RPZ, 4" w/GATE VALVES | | EA. | 7490.00 |

WILKINS@ 720/420 REPAIR PARTS

| | | | | |
|--|----------------------------|--|--------|--------|
|  | WK-RK1-720A | WILKINS 720 REPAIR KIT, 3/4" - 1" | EA. | 154.13 |
| | WK-RK2-720A | WILKINS 720 REPAIR KIT, 1 1/4" - 2" | EA. | 297.92 |
| | WK-721-20 | WILKINS 720 BONNET, 3/4" - 1" | EA. | 86.91 |
| | WK-721-3 | WILKINS 720 CANOPY, 3/4" - 1" | EA. | 62.78 |
| | WK-724-20 | WILKINS 720 BONNET, 1 1/4"-2" | EA. | 674.66 |
| | WK-724-3 | WILKINS 720 CANOPY, 1 1/4" - 2" | EA. | 65.95 |
| | WK-18-860 | WILKINS TEST COCK, 3/4" - 1" PVB & RPZ | EA. | 38.46 |
| | WK-14-860 | WILKINS TEST COCK, 1 1/4" - 2" PVB & RPZ | EA. | 38.46 |
| WK-RK1-420 | WILKINS 420 REPAIR KIT, 1" | EA. | 155.63 | |



WILKINS 975 REPAIR PARTS

| | | | | |
|--|-----------------|--|-----|--------|
|  | WK-RK34-975 | WILKINS 975 REPAIR KIT, COMPLETE, 3/4" - 1" | EA. | 120.64 |
| | WK-RK34-975R | WILKINS 975 REPAIR KIT, RUBBER ONLY, 3/4" - 1" | EA. | 104.73 |
| | WK-RK114-975 | WILKINS 975 REPAIR KIT, COMPLETE, 1 1/4" - 2" | EA. | 228.64 |
| | WK-RK114-975XLR | WILKINS 975 REPAIR KIT, RUBBER ONLY, 1 1/4" - 2" | EA. | 208.86 |
| | WK-952-30 | WILKINS POPPET, 975 3/4" - 1" | EA. | 94.06 |
| | WK-954-30 | WILKINS POPPET, 975 1 1/4" - 2" | EA. | 103.66 |


WILKINS 375 REPAIR PARTS

| | | | | | |
|--|--|--|--|-----|--------|
|  | WK-373-48A | BALL VALVE, INLET WILKINS 375 - 1" |  | EA. | 266.63 |
| | WK-373-48B | BALL VALVE, OUTLET WILKINS 375 - 1" | | EA. | 249.30 |
| | WK-375-48A | BALL VALVE, INLET WILKINS 375 - 1 1/2" | | EA. | 475.22 |
| | WK-375-48B | BALL VALVE, OUTLET WILKINS 375 - 1 1/2" | | EA. | 475.22 |
| | WK-376-48A | BALL VALVE, INLET WILKINS 375 - 2" | | EA. | 937.00 |
| | WK-376-48B | BALL VALVE, OUTLET WILKINS 375 - 2" | | EA. | 937.00 |
| | WK-RK1-375 | WILKINS REPAIR KIT, COMPLETE, 375 - 1" | | EA. | 233.20 |
| | WK-RK1-375R | WILKINS REPAIR KIT, RUBBER ONLY, 375 - 1" | | EA. | 108.04 |
| | WK-RK114-375 | WILKINS REPAIR KIT, COMPLETE, 375 - 1 1/4" | | EA. | 367.02 |
| WK-RK114-375R | WILKINS REPAIR KIT, RUBBER ONLY, 375 - 1 1/4" - 2" | EA. | 174.68 | | |

SEE PAGE 44 FOR PRESSURE LOSS CHARTS

MIDC PRICE LIST 2026

| ITEM NUMBER | DESCRIPTION | UNITS | BAG/BOX | LIST PRICE |
|--|---|-------|---------|------------|
|  FEBCO® REPAIR KITS | | | | |
| BACKFLOW PREVENTION | | | | |
| FEB-905-212 | FEBCO® REPAIR KIT, POPPET & BONNET ASSY. 1" 765 | EA. | | 145.69 |
| FEB-905-048 | FEBCO® 765 BONNET REPAIR KIT, 1" & 11/4" VAC. BREAKER | EA. | | 118.57 |
| FEB-905-050 | FEBCO® 765 POPPET, 1" & 1-1/4" VAC. BREAKER | EA. | | 74.79 |
| FEB-905-043 | FEBCO® 825Y RELIEF VALVE RUBBER KIT, 3/4" - 11/4" | EA. | | 105.91 |
| FEB-905-044 | FEBCO® 825Y CHECK VALVE ASSY KIT, 3/4" - 11/4" | EA. | | 165.67 |
| FEB-905-054 | FEBCO® 825Y RELIEF VALVE RUBBER KIT, 11/2" - 2" | EA. | | 184.66 |
| FEB-905-055 | FEBCO® 825Y CHECK VALVE ASSY KIT, 11/2" - 2" | EA. | | 254.16 |


| | | | | |
|--|--|-----|--|--------|
|  WATTS® REPAIR KITS | | | | |
| SEPARATE DISCOUNT APPLIES | | | | |
| W-800-V050 | FLOAT ASSY, MODEL 800 PVB, 1/2" - 1",#886025 | EA. | | 118.69 |
| W-800B37 | RUBBER WASHER FOR 1" MODEL 800 PVB, #103725 | EA. | | 23.18 |
| W-800M4-B100 | BONNET, MODEL 800M4 & 800M4FR, 1",#887701 | EA. | | 74.08 |
| W-800M4FR-V100 | FLOAT ASSY, MODEL 800M4 & 800M4FR, 1",#887715 | EA. | | 74.44 |
| W-009-RT075 | COMPLETE RUBBER PARTS KIT, MODEL 009 RPZ, 3/4" - 1" (INCLUDES CHECK POPPETS)#887182 | EA. | | 173.23 |
| W-009-CK1125 | #1 CK. ASSY, MODEL 009 RPZ, 11/4" - 2",#887006 | EA. | | 308.07 |
| W-009-CK2125 | #2 CK. ASSY, MODEL 009 RPZ, 11/4" - 2",#887008 | EA. | | 272.43 |
| W-009-RV125 | RELIEF VALVE RUBBER KIT, MODEL 009 RPZ, 11/4" - 2",#887184 | EA. | | 143.79 |


**FOR PARTS OR MANUFACTURERS NOT LISTED,
PLEASE CALL FOR PRICING & AVAILABILITY**

MIDC PRICE LIST 2026


ITEM NUMBER
DESCRIPTION
UNITS BAG/BOX LIST PRICE



GALVANIZED FITTINGS


| | | | | |
|---|--|--|-------|-------|
|  | GNG-0705-BS | 3/4" x 1/2" GALVANIZED REDUCER BUSHING | EA. | 11.56 |
| | GNG-1005-BS | 1" x 1/2" GALVANIZED REDUCER BUSHING | EA. | 15.08 |
| | GNG-1007-BS | 1" x 3/4" GALVANIZED REDUCER BUSHING | EA. | 15.09 |
| | GNG-1207-BS | 1 1/4" x 3/4" GALVANIZED REDUCER BUSHING | EA. | 17.96 |
| | GNG-1210-BS | 1 1/4" x 1" GALVANIZED REDUCER BUSHING | EA. | 21.53 |
| | GNG-1510-BS | 1 1/2" x 1" GALVANIZED REDUCER BUSHING | EA. | 22.38 |
| | GNG-1512-BS | 1 1/2" x 1 1/4" GALVANIZED REDUCER BUSHING | EA. | 18.18 |
| | GNG-2007-BS | 2" x 3/4" GALVANIZED REDUCER BUSHING | EA. | 30.12 |
| | GNG-2010-BS | 2" x 1" GALVANIZED REDUCER BUSHING | EA. | 34.37 |
| | GNG-2012-BS | 2" x 1 1/4" GALVANIZED REDUCER BUSHING | EA. | 34.37 |
| GNG-2015-BS | 2" x 1 1/2" GALVANIZED REDUCER BUSHING | EA. | 34.37 | |



| | | | | |
|---|----------|-----------------------|-----|-------|
|  | GNG-07-T | 3/4" GALVANIZED TEE | EA. | 17.53 |
| | GNG-10-T | 1" GALVANIZED TEE | EA. | 26.10 |
| | GNG-12-T | 1 1/4" GALVANIZED TEE | EA. | 28.73 |
| | GNG-15-T | 1 1/2" GALVANIZED TEE | EA. | 50.56 |
| | GNG-20-T | 2" GALVANIZED TEE | EA. | 59.66 |

| | | | | |
|---|-----------|-----------------------------|-----|--------|
|  | GNG-07-90 | 3/4" GALVANIZED 90° ELBOW | EA. | 10.04 |
| | GNG-10-90 | 1" GALVANIZED 90° ELBOW | EA. | 13.92 |
| | GNG-12-90 | 1 1/4" GALVANIZED 90° ELBOW | EA. | 22.87 |
| | GNG-15-90 | 1 1/2" GALVANIZED 90° ELBOW | EA. | 27.17 |
| | GNG-20-90 | 2" GALVANIZED 90° ELBOW | EA. | 53.02 |
| | GNG-25-90 | 2 1/2" GALVANIZED 90° ELBOW | EA. | 124.49 |

| | | | | |
|---|-----------|------------------------------------|-----|-------|
|  | GNG-07-SE | 3/4" GALVANIZED 90° STREET ELBOW | EA. | 17.96 |
| | GNG-10-SE | 1" GALVANIZED 90° STREET ELBOW | EA. | 24.02 |
| | GNG-14-SE | 1 1/4" GALVANIZED 90° STREET ELBOW | EA. | 27.39 |
| | GNG-15-SE | 1 1/2" GALVANIZED 90° STREET ELBOW | EA. | 33.68 |
| | GNG-20-SE | 2" GALVANIZED 90° STREET ELBOW | EA. | 66.44 |

| | | | | |
|---|-----------|-------------------------|-----|-------|
|  | GNG-07-CR | 3/4" GALVANIZED CROSS | EA. | 48.05 |
| | GNG-10-CR | 1" GALVANIZED CROSS | EA. | 59.21 |
| | GNG-12-CR | 1 1/4" GALVANIZED CROSS | EA. | 69.14 |
| | GNG-15-CR | 1 1/2" GALVANIZED CROSS | EA. | 85.58 |








| | | | | |
|---|-----------|---------------------------------|-----|-------|
|  | GNG-07-PL | 3/4" GALVANIZED THREADED PLUG | EA. | 8.11 |
| | GNG-10-PL | 1" GALVANIZED THREADED PLUG | EA. | 8.11 |
| | GNG-12-PL | 1 1/4" GALVANIZED THREADED PLUG | EA. | 14.55 |
| | GNG-15-PL | 1 1/2" GALVANIZED THREADED PLUG | EA. | 17.49 |

| | | | | |
|---|--------------|---|-----|-------|
|  | GNG-07-CP | 3/4" GALVANIZED COUPLING | EA. | 13.70 |
| | GNG-10-CP | 1" GALVANIZED COUPLING | EA. | 17.14 |
|  | GNG-12-CP | 1 1/4" GALVANIZED COUPLING | EA. | 22.94 |
| | GNG-15-CP | 1 1/2" GALVANIZED COUPLING | EA. | 24.15 |
| | GNG-20-CP | 2" GALVANIZED COUPLING | EA. | 49.45 |
| | GNG-1007-RCP | 1" x 3/4" GALVANIZED REDUCER COUPLING | EA. | 16.87 |
| | GNG-1210-RCP | 1 1/4" x 1" GALVANIZED REDUCER COUPLING | EA. | 23.12 |
| | GNG-1512-RCP | 1 1/2" x 1 1/4" GALVANIZED REDUCER COUPLING | EA. | 24.56 |

| | | | | |
|---|-----------|-------------------------|-----|-------|
|  | GNG-10-UN | 1" GALVANIZED UNION | EA. | 58.47 |
| | GNG-15-UN | 1 1/2" GALVANIZED UNION | EA. | 62.89 |
| | GNG-20-UN | 2" GALVANIZED UNION | EA. | 85.53 |

*

MIDC PRICE LIST 2026

| ITEM NUMBER | DESCRIPTION | UNITS | BAG/BOX | LIST PRICE |
|---|-------------|---------------------------------------|---------|------------|
| GALVANIZED NIPPLES | | | | |
|  | MP05X2G | 1/2" x 2" GALVANIZED NIPPLE | EA. | 3.97 |
| | MP07XCLG | 3/4" x CLOSE GALVANIZED NIPPLE | EA. | 4.54 |
| | MP10XCLG | 1" x CLOSE GALVANIZED NIPPLE | EA. | 7.27 |
| | MP10X4G | 1" x 4" GALVANIZED NIPPLE | EA. | 9.45 |
| | MP10X6G | 1" x 6" GALVANIZED NIPPLE | EA. | 13.22 |
| | MP12XCLG | 1 1/4" x CLOSE GALVANIZED NIPPLE | EA. | 8.27 |
| | MP12X6G | 1 1/4" x 6" GALVANIZED NIPPLE | EA. | 16.69 |
|  | MP15XCLG | 1 1/2" x CLOSE GALVANIZED NIPPLE | EA. | 9.71 |
| | MP15X2.5G | 1 1/2" x 2 1/2" GALVANIZED NIPPLE | EA. | 11.59 |
| | MP15X5G | 1 1/2" x 5" GALVANIZED NIPPLE | EA. | 17.69 |
| | MP15X6G | 1 1/2" x 6" GALVANIZED NIPPLE | EA. | 19.90 |
| | MP20XCLG | 2" x CLOSE GALVANIZED NIPPLE | EA. | 18.20 |
| | MP20X2.5G | 2" x 2 1/2" GALVANIZED NIPPLE | EA. | 19.00 |
| BRONZE FITTINGS | | | | |
|  | BRFT1100 | 1" BRASS 90° ELBOW | NET/EA. | 21.68 |
| | BRFT1120 | 1 1/4" BRASS 90° ELBOW | NET/EA. | 30.21 |
| | BRFT1150 | 1 1/2" BRASS 90° ELBOW | NET/EA. | 37.74 |
| | BRFT1200 | 2" BRASS 90° ELBOW | NET/EA. | 58.33 |
|  | BRFT1157 | 1" BRASS TEE | NET/EA. | 29.38 |
| | BRFT1158 | 1 1/4" BRASS TEE | NET/EA. | 37.74 |
| | BRFT1159 | 1 1/2" BRASS TEE | NET/EA. | 49.32 |
| | BRFT1160 | 2" BRASS TEE | NET/EA. | 80.06 |
|  | BRFT71007 | 1" x 3/4" BRASS REDUCER BUSHING | NET/EA. | 12.02 |
| | BRFT71210 | 1 1/4" x 1" BRASS REDUCER BUSHING | NET/EA. | 17.96 |
| | BRFT71510 | 1 1/2" x 1" BRASS REDUCER BUSHING | NET/EA. | 22.98 |
| | BRFT71512 | 1 1/2" x 1 1/4" BRASS REDUCER BUSHING | NET/EA. | 22.98 |
| | BRFT72010 | 2" x 1" BRASS REDUCER BUSHING | NET/EA. | 38.90 |
| | BRFT2015 | 2" x 1 1/2" BRASS REDUCER BUSHING | NET/EA. | 38.90 |
|  | BRFT60705 | 3/4" x 1/2" BRASS REDUCER COUPLING | NET/EA. | 7.02 |
| | BRFT607 | 3/4" BRASS COUPLING, FPT x FPT | NET/EA. | 10.57 |
|  | BRN1.75C | 3/4" x CLOSE BRASS NIPPLE | NET/EA. | 6.90 |
| | BRN1XC | 1" x CLOSE BRASS NIPPLE | NET/EA. | 8.56 |
| | BRN1X2 | 1" x 2" BRASS NIPPLE | NET/EA. | 12.63 |
| | BRN1.25X2 | 1 1/4" x 2" BRASS NIPPLE | NET/EA. | 18.74 |
| | BRN1.5X2 | 1 1/2" x 2" BRASS NIPPLE | NET/EA. | 22.78 |
| | BRN2XC | 2" x CLOSE NIPPLE | NET/EA. | 34.06 |
| | BRN2X2.5 | 2" x 2 1/2" BRASS NIPPLE | NET/EA. | 38.65 |
| | BRP07 | 3/4" BRASS PLUG, MPT | NET/EA. | 7.35 |










If You Can't Do Great Things, Do Small Things Great

MIDC PRICE LIST 2026





| ITEM NUMBER | DESCRIPTION | UNITS | BAG/BOX | LIST PRICE |
|-------------|-------------|-------|---------|------------|
|-------------|-------------|-------|---------|------------|

PUSH-FIT FITTINGS









SEPARATE DISCOUNT APPLIES TO PUSH-FIT FITTINGS

| | | | | |
|---|-------------|--|-----|-------|
|  | CA-07-90 | PUSH-FIT 3/4" 90° DEG EL, no-lead | EA. | 25.74 |
| | CA-10-90 | PUSH-FIT 1" 90° DEG EL, no-lead | EA. | 52.62 |
|  | CA-07-T | PUSH-FIT 3/4" TEE, no lead | EA. | 35.71 |
| | CA-10-T | PUSH-FIT 1" TEE, no-lead | EA. | 63.66 |
|  | CA-07-CP | PUSH-FIT COUPLING, 3/4", no-lead | EA. | 22.75 |
| | CA-10-CP | PUSH-FIT COUPLING, 1", no-lead | EA. | 48.38 |
|  | CA-07-RCP | PUSH-FIT 3/4" SLIP COUPLING, no-lead | EA. | 45.82 |
| | CA-10-RCP | PUSH-FIT SLIP COUPLING, 1", no lead | EA. | 55.61 |
|  | CA-07-BVD | PUSH-FIT BALL VALVE, 3/4" w/ DRAIN | EA. | 50.85 |
| | CA-10-BV | PUSH-FIT BALL VALVE, 1", no lead | EA. | 84.75 |
|  | CA-0710-CP | PUSH-FIT 3/4" x 1" REDUCER COUPLING | EA. | 59.49 |
| | CA-0710-CPF | PUSH-FIT 1" x 3/4" REDUCER, FITTING x PUSH-FIT | EA. | 44.81 |
|  | CA-07-MA | PUSH-FIT 3/4" MALE ADAPTER | EA. | 18.06 |
| | CA-10-MA | PUSH-FIT 1" MALE ADAPTER | EA. | 39.69 |
| | CA-10-FA | PUSH-FIT FEMALE ADAPTER 1", no-lead | EA. | 38.16 |
|  | CA-TONGS-07 | PUSH-FIT 3/4" DISCONNECT TONGS | EA. | 53.06 |
| | CA-TONGS-10 | PUSH-FIT 1" DISCONNECT TONGS | EA. | 53.06 |
|  | CA-CLIP-07 | PUSH-FIT 3/4" DISCONNECT CLIP | EA. | 2.91 |
| | CA-CLIP-10 | PUSH-FIT 1" DISCONNECT CLIP | EA. | 3.20 |
| | CA-TOOL | PUSH-FIT DEPTH GAUGE / DEBURRING TOOL | EA. | 23.99 |


















COPPER FITTINGS

| | | | | |
|---|-------------|--|-----|-------|
|  | CP-07-T | 3/4" COPPER TEE, CxCxC | EA. | 7.32 |
| | CP-070710-T | 3/4 x 3/4" x 1" COPPER TEE, CxCxC | EA. | 20.29 |
|  | CP-10-T | 1" COPPER TEE, CxCxC | EA. | 17.07 |
| | CP-101007-T | 1" x 1" x 3/4" COPPER TEE, CxCxC | EA. | 18.92 |
|  | ▷P-100710-T | 1" x 3/4" x 1" COPPER TEE, CxCxC | EA. | 22.76 |
| | ▷P-12-T | 1 1/4" COPPER TEE, CxCxC | EA. | 37.59 |
|  | ▷P-15-T | 1 1/2" COPPER TEE, CxCxC | EA. | 51.61 |
| | ▷P-151507-T | 1 1/2" x 1 1/2" x 3/4" COPPER TEE, CxCxC | EA. | 61.94 |
| | ▷P-151510-T | 1 1/2" x 1 1/2" x 1" COPPER TEE, CxCxC | EA. | 61.94 |
| | CP-20-T | 2" COPPER TEE, CxCxC | EA. | 77.01 |

MIDC PRICE LIST 2026

| ITEM NUMBER | DESCRIPTION | UNITS | BAG/BOX | LIST PRICE |
|---|-------------------------------------|--|---------|------------|
| COPPER FITTINGS | | | | |
|  | CP-07-45 | 3/4" COPPER 45° EL | EA. | 6.17 |
| | CP-10-45 | 1" COPPER 45° EL | EA. | 17.25 |
|  | CP-10-45S | 1" COPPER 45° EL, FTG x C | EA. | 23.28 |
| | CP-12-45 | 1 1/4" COPPER 45° EL | EA. | 22.49 |
| | CP-15-45 | 1 1/2" COPPER 45° EL | EA. | 26.94 |
| | CP-20-45 | 2" COPPER 45° EL | EA. | 45.26 |
|  | CP-07-90 | 3/4" COPPER 90° EL | EA. | 3.93 |
| | CP-10-90 | 1" COPPER 90° EL | EA. | 7.45 |
|  | CP-10-90S | 1" COPPER 90° EL, FTGx C | EA. | 11.37 |
| | CP-12-90 | 1 1/4" COPPER 90° EL | EA. | 19.38 |
| | CP-15-90 | 1 1/2" COPPER 90° EL | EA. | 27.28 |
| | CP-20-90 | 2" COPPER 90° EL | EA. | 51.32 |
|  | CP-07-MA | 3/4" COPPER MALE ADAPTER | EA. | 7.36 |
| | CP-07-FMA | 3/4" COPPER MALE ADAPTER, FTGxMPT | EA. | 22.92 |
| | CP-10-MA | 1" COPPER MALE ADAPTER | EA. | 11.44 |
| | CP-10-FMA | 1" COPPER MALE ADAPTER, FTGxMPT | EA. | 18.52 |
| | CP-12-MA | 1 1/4" COPPER MALE ADAPTER | EA. | 29.61 |
| | CP-15-MA | 1 1/2" COPPER MALE ADAPTER | EA. | 34.03 |
| CP-20-MA | 2" COPPER MALE ADAPTER | EA. | 55.75 | |
|  | CP-0710-MA | 3/4" x 1" COPPER MALE ADAPTER, CxMPT | EA. | 22.74 |
| | CP-1007-MA | 1" x 3/4" COPPER MALE ADAPTER, CxMPT | EA. | 22.74 |
|  | CP-07-FFA | 3/4" COPPER FEMALE ADAPTER, FTGxFPT | EA. | 11.72 |
| | CP-07-FA | 3/4" COPPER FEMALE ADAPTER | EA. | 8.82 |
| | CP-10-FA | 1" COPPER FEMALE ADAPTER | EA. | 14.51 |
| | CP-10-FFA | 1" COPPER FEMALE ADAPTER, FTGxFPT | EA. | 25.69 |
| | CP-12-FA | 1 1/4" COPPER FEMALE ADAPTER | EA. | 34.03 |
| | CP-15-FA | 1 1/2" COPPER FEMALE ADAPTER | EA. | 53.31 |
| CP-20-FA | 2" COPPER FEMALE ADAPTER | EA. | 72.25 | |
|  | CP-07-CP | 3/4" COPPER COUPLING | EA. | 2.20 |
| | CP-10-CP | 1" COPPER COUPLING | EA. | 4.16 |
| | CP-10-RCP | 1" COPPER REPAIR COUPLING w/o STOP | EA. | 7.21 |
| | CP-12-CP | 1 1/4" COPPER COUPLING | EA. | 11.65 |
| | CP-15-CP | 1 1/2" COPPER COUPLING | EA. | 14.79 |
| | CP-20-CP | 2" COPPER COUPLING | EA. | 25.40 |
| | CP-1007-CP | 1" x 3/4" COPPER REDUCER COUPLING | EA. | 10.68 |
| | CP-1007-CPF | 1" x 3/4" COPPER REDUCER COUPLING, FTGxC | EA. | 10.42 |
| | CP-1207-CP | 1 1/4" x 3/4" COPPER REDUCER COUPLING | EA. | 15.30 |
| | CP-1210-CP | 1 1/4" x 1" COPPER REDUCER COUPLING | EA. | 15.30 |
| | CP-1210-CPF | 1 1/4" x 1" COPPER REDUCER COUPLING, FTGxC | EA. | 16.77 |
| | CP-1507-CP | 1 1/2" x 3/4" COPPER REDUCER COUPLING | EA. | 24.00 |
| | CP-1510-CP | 1 1/2" x 1" COPPER REDUCER COUPLING | EA. | 24.00 |
| | CP-1510-CPF | 1 1/2" x 1" COPPER REDUCER COUPLING, FTGxC | EA. | 22.09 |
| | CP-2007-CP | 2" x 3/4" COPPER REDUCER COUPLING | EA. | 37.79 |
| | CP-2010-CP | 2" x 1" COPPER REDUCER COUPLING | EA. | 37.79 |
| | CP-2012-CP | 2" x 1 1/4" COPPER REDUCER COUPLING | EA. | 37.79 |
| CP-2015-CP | 2" x 1 1/2" COPPER REDUCER COUPLING | EA. | 37.79 | |




MIDC PRICE LIST 2026


| ITEM NUMBER | DESCRIPTION | UNITS | BAG/BOX | LIST PRICE |
|---|---|--|---------|------------|
| <u>COPPER FITTINGS</u> | | | | |
|  | CP-10-UN | 1" COPPER UNION | EA. | 54.53 |
| | CP-12-UN | 1 1/4" COPPER UNION | EA. | 85.31 |
| | CP-15-UN | 1 1/2" COPPER UNION | EA. | 123.08 |
| | CP-20-UN | 2" COPPER UNION | EA. | 213.52 |
|  | CP-07-C | 3/4" COPPER CAP | EA. | 2.47 |
| | CP-10-C | 1" COPPER CAP | EA. | 8.89 |
| | CP-12-C | 1 1/4" COPPER CAP | EA. | 14.88 |
| | CP-15-C | 1 1/2" COPPER CAP | EA. | 19.36 |
| <u>COPPER PIPE</u> | | | | |
|  | CP0710 | 3/4" x 10' COPPER PIPE, type M | NET/EA. | CALL |
| | CP1010 | 1" x 10' COPPER PIPE, type M | NET/EA. | CALL |
| | CP1210 | 1 1/4" x 10' COPPER PIPE, type M | NET/EA. | CALL |
| | CP1510 | 1 1/2" x 10' COPPER PIPE, type M | NET/EA. | CALL |
| | CP2010 | 2" x 10' COPPER PIPE, type M | NET/EA. | CALL |
| <u>COPPER ACCESSORIES & TOOLS</u> | | | | |
|           | PC-010 | 1" COPPER PIPE STRAP, 2-hole | NET/EA. | 0.33 |
| | TOCYL | MAPP GAS, CYLINDER | NET/EA. | 17.06 |
| | TOSOLDER | SOLDER, 1LB. SPOOL | NET/EA. | 59.73 |
| | TOFLUX | SOLDERING PASTE, 1.7 OZ | NET/EA. | 8.46 |
| | TOFLUX08 | SOLDERING PASTE, 8 OZ | NET/EA. | 13.58 |
| | TO771 | FLUX BRUSH | NET/EA. | 4.67 |
| | TO74010 | SAND CLOTH, 11/2" x 10 YDS. | NET/EA. | 9.81 |
| | CP-10-SRH | 1" SPLIT-RING HANGER, COPPER | NET/EA. | 4.25 |
| | CP-FLANGE | SPLIT-RING FLANGE | NET/EA. | 3.19 |
| | ROD3/8X6 | THREADED ROD, 3/8" x 6' GALVANIZED | NET/EA. | 12.74 |
| CP-10-PTC | 1" TUBE CLAMP, PLASTIC w/NAIL | EA. | 0.98 | |
| <u>QUICK COUPLE VALVES & KEYS</u> | | | | |
|  | M473-00 | 3/4" QUICK COUPLE VALVE | EA. | 128.33 |
| | M474-00 | 1" QUICK COUPLE VALVE, 3/4" OUTLET,(100) | EA. | 169.17 |
| | M474-101 | 1" QUICK COUPLE VALVE, 1" OUTLET,(101) | EA. | 161.18 |
| | M476-04 | 1 1/2" QUICK COUPLE VALVE,(151) | EA. | 242.36 |
|  | M463-00 | 3/4" QUICK COUPLE KEY | EA. | 74.26 |
| | M464-01 | 1" QUICK COUPLE KEY | EA. | 149.49 |
| | M465-101 | 1" QUICK COUPLE KEY FOR M474-101 | EA. | 170.47 |
| | M466-06 | 1 1/2" QUICK COUPLE KEY | EA. | 218.46 |
| <u>HOSE SWIVELS</u> | | | | |
|  | NL8810 | 3/4" FPT x 3/4" MHT, 90° HOSE SWIVEL | EA. | 95.33 |
| | NL8811 | 1" FPT x 3/4" MHT, 90° HOSE SWIVEL | EA. | 109.61 |
| | NL8812 | 1" FPT x 1" MHT, 90° HOSE SWIVEL | EA. | 132.65 |
| | NL8807 | 3/4" FHT x 3/4" FPT HOSE SWIVEL ADAPT, BRASS | NET/EA. | 9.65 |
| <u>HOSE</u> | | | | |
|  | GOODYEAR ENGINEERED PRODUCTS | | | |
| | HOSE-ASSY-100 | 1" x 100' GOODYEAR® HORIZON, 200PSI w/FITTINGS | NET/EA. | 488.75 |
| HOSE-ASSY-100PB | 1" x 100' POLYBRAID PVC HOSE w/FITTINGS | NET/EA. | 299.28 | |

MIDC PRICE LIST 2026





| ITEM NUMBER | DESCRIPTION | UNITS | BAG/BOX | LIST PRICE |
|-------------|-------------|-------|---------|------------|
|-------------|-------------|-------|---------|------------|

TOOLS





| | | | | |
|---|---------------|---|---------|-------|
| | UI-A-G125-C | HAND PUMP, UNDERHILL GULP 12" | NET/EA. | 47.00 |
| | UI-A-G3672-CK | HAND PUMP, UNDERHILL BIG GULP, 36" w/72" HOSE & MUD GUARD | NET/EA. | 64.00 |
| | WHB-SB5000 | POLY PIPE CUTTER, BLAZING SWITCH-BLADE PRO | EACH | 37.25 |
| | WHB-SBL5001 | REPLACEMENT BLADE, BLAZING SWITCH-BLADE CUTTER | NET/EA. | 8.59 |
| | WHB-SBL5010 | BLADE, BLAZING SWITCH-BLADE CUTTER, 10 PACK | NET/EA. | 66.06 |
|  | MDTOOL | OETIKER® CRIMPER, STANDARD | EA. | 21.48 |
| | MDTOOL-LH | OETIKER® CRIMPER, LONG HANDLE | EA. | 30.40 |
|  | TORX38D | NIPPLE EXTRACTOR | NET/EA. | 9.68 |
|  | WHTOOL | CORING TOOL | EA. | 19.12 |
| | WHDRIVER | NUT DRIVER | EA. | 5.17 |

| | | | | |
|---|----------|---------------------------------------|---------|--------|
|  | GRIP-10B | PIPE GRIP FOR 1" POLY, CLEVIS CONNECT | NET/EA. | 125.00 |
|---|----------|---------------------------------------|---------|--------|


SEYMOUR MIDWEST TOOLS

| | | | | |
|--|--------|---|---------|-------|
| | A13453 | ROUND POINT SHOVEL, POLYMER HANDLE | NET/EA. | 50.80 |
|  | A25146 | ROUND POINT CLOSED BACK SHOVEL, FIBERGLASS HANDLE | NET/EA. | 58.27 |
| | A25122 | ROUND POINT SHOVEL, WOOD HANDLE | NET/EA. | 33.66 |
| | A13035 | SQUARE END SHOVEL, WOOD HANDLE | NET/EA. | 33.57 |
| | A15582 | 4" DRAIN SPADE, 48" POLYMER HANDLE | NET/EA. | 54.32 |
| | A24352 | 4" GARDEN SPADE, POLYMER D HANDLE | NET/EA. | 45.12 |
|  | A21274 | 4" TRENCHING SHOVEL, POLYMER HANDLE | NET/EA. | 44.62 |
| | A21276 | 6" TRENCHING SHOVEL, POLYMER HANDLE | NET/EA. | 49.54 |
| | A32118 | RAKE, LAWN, 18" w/ALUMINUM HANDLE | NET/EA. | 29.43 |
|  | A42357 | RAKE, GARDEN, 16" w/ WOOD HANDLE | NET/EA. | 36.21 |
| | A11114 | LANDSCAPE RAKE, 24" w/VINYL COATED ALUM. HANDLE | NET/EA. | 87.70 |
| | A46044 | SOIL PROBE, FIBERGLASS | NET/EA. | 37.15 |
|  | A81214 | BROOM, HEAVY-DUTY w/BRACES | NET/EA. | 67.07 |



























FILTERS

| | | | | |
|---|---|---|---------|--------|
| |  | | | |
| |  | | | |
| | VF10-60SO | 1" RUSCO™ SEDIMENT TRAPPER, 60 MESH | EA. | 115.24 |
| | VF15-60 | 1 1/2" FILTER, CLEAR BODY, 60 MESH | EA. | 134.91 |
| | VF20-60 | 2" FILTER, CLEAR BODY, 60 MESH | EA. | 200.73 |
|  | VF10-SC**ST | 1" REPLACEMENT SCREEN, 60,100 MESH SEDIMENT TRAPPI | EA. | 28.91 |
| | VF15-SC** | 1 1/2" REPLACEMENT SCREEN, 60,100 MESH | EA. | 50.73 |
| | VF20-SC** | 2" REPLACEMENT SCREEN, 60,100 MESH | EA. | 77.90 |
| | KF-FLOBAG | KLEEN-FLO™ REPLACEMENT BAG | NET/EA. | 19.43 |
| | WSA-4x5-* | PVC WELL-SCREEN ASSEMBLY, 4" x 5' | EA. | 227.00 |
| | WSA-SLED | WELL SCREEN SLED, PVC | NET/EA. | 86.52 |
| | |  | | |

PRESSURE GAUGES

| | | | | |
|--|--|---|-----|-------|
| |  | | | |
| | AM030 | 0-30 PSI PRESSURE GAUGE, LIQUID FILLED, S.S. | EA. | 26.94 |
| | AM060 | 0-60 PSI PRESSURE GAUGE, LIQUID FILLED, S.S. | EA. | 26.94 |
| | AM0100 | 0-100 PSI PRESSURE GAUGE, LIQUID FILLED, S.S. | EA. | 26.94 |
| | M9995-50 | PITOT TUBE | EA. | 25.70 |

MIDC PRICE LIST 2026

| ITEM NUMBER | DESCRIPTION | UNITS | LIST PRICE |
|---|----------------|---|------------------|
| ARMADA TECHNOLOGIES | | | |
|  | AR-PRO400 | ARMADA PRO 400 HANDHELD GRAPHICAL TDR | NET/EA. 838.00 |
|  | AR-PRO900 | ARMADA PRO 900 ADVANCED DIGITAL LOCATOR | NET/EA. 1323.00 |
|  | AR-PRO800D | ARMADA PRO 800D HI POWER WIRE & VALVE LOCATOR | NET/EA. 948.00 |
|  | AR-PRO48 | ARMADA SOLENOID ACTIVATOR/CHATTERER | NET/EA. 145.00 |
|  | AR-PRO50 | ARMADA DIGITAL SOLENOID ACTIVATOR/CHATTERER | NET/EA. 233.00 |
|  | AR-PRO95i | ARMADA ADVANCED TRUE RMS LEAKAGE CLAMP MULTIMETER | NET/EA. 329.00 |
|  | AR-PRO400 | ARMADA TRUE RMS DIGITAL MULTIMETER | NET/EA. 66.00 |
| MISCELLANEOUS ELECTRICAL | | | |
| | KR-SOLENOID | K-RAIN 24VAC SOLENOID | EA. 24.25 |
| | KR-P3004820-1 | K-RAIN SOLENOID TO NELSON VALVE ADAPTER | NET/EA. 6.00 |
|  | HN-SOL | 24VAC SOLENOID (fits Hunter plastic valves) | EA. 20.92 |
|  | IR-R811-24VACG | 24VAC SOLENOID (fits Richdel/Hardie/Irritrol) | EA. 31.83 |
|  | IR-2400-110V | 110VAC SOLENOID (fits Richdel/Hardie/Irritrol) | EA. 62.06 |
|  | XWRS-1 | RAIN SENSOR, WIRELESS | EA. 164.06 |
|  | KR-3208HRS | RAIN SENSOR, WIRED, K-RAIN | EA. 50.59 |
|  | BATT-9V | 9 VOLT ALKALINE BATTERY | NET/EA. 3.50 |
|  | BATT-AA | "AA" ALKALINE BATTERY | NET/EA. 1.50 |
|  | BATT-CR2032 | 3v LITHIUM BATTERY for WIRELESS RAIN SENSOR | NET/EA. 7.25 |
|  | XPR-122 | PUMP START RELAY, 2 H.P.@110VAC, HUNTER | EA. 150.92 |
|  | XPR-123 | PUMP START RELAY, 2 H.P.@240VAC, LOW POWER COIL, BATROW | EA. 123.04 |
|  | XPR-152 | PUMP START RELAY, 3 H.P.@110VAC, HUNTER | EA. 236.86 |
|  | PG-090082 | 6' POWER CORD w/ 3 PRONG PLUG | EA. 6.74 |
| TAPES & MISCELLANEOUS | | | |
|  | GT2060 | DUCT TAPE, 2" x 60 YARDS | EA. 6.25/NET |
|  | GT-E3/4X60 | ELECTRICAL TAPE, 8 MIL, 3/4" x 60' | EA. 1.25 |
|  | BM50-MW | MARKING FLAGS, 100/BUNDLE | BUNDLE 15.16 NET |
|  | BM-3700 | MARKING PAINT, FLOR. BLUE | CAN 8.32 NET |
|  | GT05520 | TEFLON TAPE 1/2" x 520" | EA. 1.21 |
|  | GT07520 | TEFLON TAPE 3/4" x 520" | EA. 1.93 |
|  | OTPT.5US | ULTRASEAL TEFLON THREAD SEALANT, HALF PINT | NET/EA. 20.37 |

"The bitterness of poor quality remains long after the sweetness of low price is forgotten"

MIDC PRICE LIST 2026

ITEM NUMBER




DESCRIPTION

UNITS BAG/BOX LIST PRICE




NELSON "WINDFIGHTER" ROTATORS®


SEPARATE DISCOUNT APPLIES

| | | | | |
|---|-----------------|--|---------|-------|
|  | NL-2000WF-14-14 | NELSON R2000 WINDFIGHTER w/GREEN PLATE, GREEN NOZZLE | EA. | 21.02 |
| | NL-2000WF-18-18 | NELSON R2000 WINDFIGHTER w/GOLD PLATE, GOLD NOZZLE | EA. | 21.02 |
| | NL-2000WF-20-20 | NELSON R2000 WINDFIGHTER w/BROWN PLATE, BROWN NOZZLE | EA. | 21.02 |
|  | NL-9316 | NELSON R2000 ROTATOR® INLET, 1/2" MPT | EA. | 1.85 |
| | NL-9466 | NELSON R2000 ROTATOR® INLET, 3/4" MPT | EA. | 1.85 |
|  | NL-9879 | NELSON R2000 ROAD GUARD | NET/EA. | 5.54 |
| | NL-MR40F | NELSON MINI REGULATOR, 40 psi FPT x ACME | EA. | 10.29 |
| | NL-MR50F | NELSON MINI REGULATOR, 50 psi FPT x ACME | EA. | 10.29 |
| | NL-R33NV-24 | NELSON R33NV ROTATOR® w/RED PLATE, RED NOZZLE, 3/16" New NV Nozzle allows for flushing without removing nozzle and acts as a shut-off valve 3/4" MPT inlet is integral to the R33NV body. No inlet adapter required. | | 34.96 |
| | | Nelson R33 Rotators will be discontinued as inventory is depleted. Replace with R33NV | | |
| | NL-R33-22-22 | NELSON R33 ROTATOR® w/GRAY PLATE, GRAY NOZZLE, 11/64" | EA. | 30.92 |
| | NL-R33-24-24 | NELSON R33 ROTATOR® w/GREEN PLATE, GREEN NOZZLE, 3/16" | EA. | 30.92 |
| | NL-R33-ADAP | NELSON R33 ROTATOR® INLET, 3/4" MPT | EA. | 2.63 |
| | NL-R33-RG | NELSON R33 ROAD GUARD | NET/EA. | 9.68 |
| | | R33 Rotators include 3/4" MPT Inlet | | |

SPRINKLER BASES/STANDS

| | | | | |
|---|-------------|--|---------|--------|
|  | NLROLLER-14 | 15" ROLLER BASE, 3/4" FHT x 3/4" FPT | NET/EA. | 167.68 |
| | NLROLLER-18 | 22" ROLLER BASE, 1" FHT x 1" FPT | NET/EA. | 194.12 |
| | NLSPIKE-B | SPIKE BASE, METAL, FOR 1/2" IMPACT SPRINKLERS, FGHT X MGHT | NET/EA. | 24.43 |

IMPACT SPRINKLERS

| | | | | |
|--|-----------|---|-----|-------|
|  | BU-90DZ10 | IMPACT SPRINKLER, BUCKNER 1/2" FC/PC 5/32" NOZZLE | EA. | 46.02 |
|--|-----------|---|-----|-------|

MIDC PRICE LIST 2026


ITEM NUMBER

DESCRIPTION

UNITS BAG/BOX LIST PRICE


**K
RAIN.**

K-RAIN® ROTORS


| | | | | | |
|---|----------------|--|-----|----|-------|
|  | KR-SUPERPRO-SH | K-RAIN® SUPERPRO SHRUB HEAD ROTOR w/SHUTOFF, 28-44 FT SPACING | EA. | 20 | 29.29 |
| | KR-MINIPRO | K-RAIN® MINIPRO™ 4" ROTOR SPRINKLER, 17-28 FT SPACING | EA. | 25 | 20.33 |
| | KR-RPS75 | K-RAIN® RPS75 GEAR DRIVE ROTOR, 25-45 FT SPACING | EA. | 20 | 21.40 |
| | KR-RPS75i | K-RAIN® RPS75i GEAR DRIVE ROTOR, w/INTELLIGENT FLO, 25-45 FT SPACING | EA. | 20 | 25.01 |
| | KR-RPS75i-SS | K-RAIN RPS75i GEAR DRIVE ROTOR, STAINLESS, w/INTELLIGENT FLO, 25-45 FT | EA. | 20 | 47.85 |
| | KR-RPS SELECT | K-RAIN® RPS SELECT GEAR DRIVE ROTOR, 32-36 FT SPACING | EA. | 20 | 25.17 |
| | KR-SUPERPRO | K-RAIN® SUPERPRO ROTOR w/SHUTOFF, 28-44 FT SPACING | EA. | 20 | 25.61 |
| | KR-PROSPORT | K-RAIN® PROSPORT ROTOR, 40-65 FT SPACING | EA. | 12 | 75.23 |
| | KR-PROSPORT-SS | K-RAIN® PROSPORT ROTOR STAINLESS, 40-65 FT SPACING | EA. | 12 | 93.08 |

(See Page 28 & 29 for Performance Charts)

K-RAIN® POP-UP SPRAYHEADS

| | | | | | |
|---|-----------|---|-----|----|-------|
|  | KR-PROS4 | K-RAIN® PRO-S SPRAY HEAD, 4" MODEL #78004 | EA. | 50 | 3.06 |
| | KR-PROS6 | K-RAIN® PRO-S SPRAY HEAD, 6" MODEL #78006 | EA. | 50 | 9.85 |
| | KR-PROS12 | K-RAIN® PRO-S SPRAY HEAD, 12" MODEL #78012 | EA. | 25 | 18.53 |
| | KR-FN | K-RAIN® FN FIXED PATTERN FEMALE NOZZLE | EA. | 25 | 1.98 |
| | KR-KVF | K-RAIN® KVF VARIABLE ARC NOZZLE | EA. | 25 | 1.98 |
| | KR-KV | K-RAIN® KV VARIABLE ARC NOZZLE, MALE THREAD | EA. | 25 | 1.98 |

K-RAIN® SPRAYHEAD NOZZLES

| | | | | | |
|--|--------------------|--|-----|----|-------|
|  | KR-RN100-ADJ-90 | K-RAIN® ADJUSTABLE ROTARY NOZZLE, RN100-ADJ 90°-270° | EA. | 10 | 10.69 |
| | KR-RN100-FIXED-360 | K-RAIN® ADJUSTABLE ROTARY NOZZLE, RN200-FIXED 360° | EA. | 10 | 10.69 |
| | KR-RN200-ADJ-90 | K-RAIN® ADJUSTABLE ROTARY NOZZLE, RN200-ADJ 90°-270° | EA. | 10 | 10.69 |
| | KR-RN200-FIXED-360 | K-RAIN® ADJUSTABLE ROTARY NOZZLE, RN200-FIXED 360° | EA. | 10 | 10.69 |
| | KR-RN300-ADJ-90 | K-RAIN® ADJUSTABLE ROTARY NOZZLE, RN300-ADJ 90°-270° | EA. | 10 | 10.69 |
| | KR-RN300-FIXED-360 | K-RAIN® ADJUSTABLE ROTARY NOZZLE, RN300-FIXED 360° | EA. | 10 | 10.69 |
| | KR-RN-LES | K-RAIN® ADJUSTABLE ROTARY NOZZLE, LEFT CORNER STRIP | EA. | 10 | 10.69 |
| | KR-RN-RES | K-RAIN® ADJUSTABLE ROTARY NOZZLE, RIGHT CORNER STRIP | EA. | 10 | 10.69 |
| | KR-RN-SS | K-RAIN® ADJUSTABLE ROTARY NOZZLE, SIDE STRIP | EA. | 10 | 10.69 |
| | KR-PFSA | SHRUB ADAPTER | EA. | 25 | 1.62 |
| | KR-TB-ADJ | K-RAIN® ADJUSTABLE BUBBLER, 1/2" FPT | EA. | 25 | 3.17 |

(See Page 29 for Nozzle Performance Charts)

K-RAIN® VALVES


| | | | | | |
|---|--------------|---|-----|----|--------|
|  | KR-PRO100 | K-RAIN® PROSERIES 100 1" VALVE FPT, MODEL #7001-NFC | EA. | 12 | 29.92 |
| | KR-PRO100-FC | K-RAIN® PROSERIES 100 1" VALVE w/FC FPT, MODEL #7001 | EA. | 12 | 36.35 |
| | KR-PRO100MB | K-RAIN® PROSERIES 100 1" VALVE, MPT x BARB, MODEL #7001-MXB-NFC | EA. | 12 | 30.76 |
| | KR-PRO150-15 | K-RAIN® PROSERIES 150 1 1/2" VALVE, GLOBE/ANGLE, MODEL #7115 | EA. | 6 | 126.57 |
| | KR-PRO150-20 | K-RAIN® PROSERIES 150 2" VALVE, GLOBE/ANGLE, MODEL #7102 | EA. | 6 | 176.69 |
| | KR-KPKIT | K-RAIN® CONTROL ZONE KIT, 1" FILTER & 40 PSI REGULATOR | EA. | 1 | 73.78 |


(See Page 44 for Valve Performance Charts)

| | | | | | |
|---|----------------|------------------------------|-----|--|-------|
|  | KR-SOLENOID | K-RAIN® 24VAC SOLENOID | EA. | | 24.25 |
| | KR-SOLENOID-DC | K-RAIN® DC LATCHING SOLENOID | EA. | | 28.82 |

| | | | | |
|-------------------|---|-----|--|-------|
| KR-DIAP-PRO100 | K-RAIN® 1" DIAPHRAGM, for PRO100 SERIES | EA. | | 9.51 |
| KR-DIAP-PRO150-15 | K-RAIN® 1-1/2" DIAPHRAGM for PRO150-15 SERIES | EA. | | 22.90 |
| KR-DIAP-PRO150-20 | K-RAIN® 2" DIAPHRAGM, for PRO150-20 SERIES | EA. | | 22.90 |

K-RAIN® CONTROLLERS

| | | | | | |
|---|----------------|--|-----|--|--------|
|  | KR-3108W-P | K-RAIN® PRO-LC OUTDOOR CONTROLLER, 8 STA WITH PIGTAIL | EA. | | 207.20 |
| | KR-3112W-P | K-RAIN® PRO-LC OUTDOOR CONTROLLER, 12 STA WITH PIGTAIL | EA. | | 288.42 |
| | KR-3100-BRIDGE | K-RAIN® BRIDGE WIFI MODULE FOR PRO-LC | EA. | | 154.00 |

| | | | | | |
|---|-----------|--|-----|--|--------|
|  | KR-BLUE-1 | K-RAIN® BATTERY POWERED BLUE TOOTH CONTROLLER, 1 STATION | EA. | | 203.08 |
| | KR-BLUE-2 | K-RAIN® BATTERY POWERED BLUE TOOTH CONTROLLER, 2 STATION | EA. | | 265.35 |
| | KR-BLUE-4 | K-RAIN® BATTERY POWERED BLUE TOOTH CONTROLLER, 4 STATION | EA. | | 332.89 |

| | | | | |
|-------------|--|----|--|---------|
| KR-BLUE-LTE | K-RAIN BLUE LTE SOLAR CONTROLLER, 4 STA. | EA | | 1699.00 |
|-------------|--|----|--|---------|

ITEM NUMBER

DESCRIPTION

UNITS BAG/BOX LIST PRICE

RPS75 ■ PERFORMANCE DATA

PERFORMANCE

| NOZZLE | PRESSURE PSI | RADIUS FT. | FLOW GPM |
|-------------------------|--------------|------------|----------|
| #0.75 | 30 | 29' | .7 |
| | 40 | 30' | .8 |
| | 50 | 30' | .9 |
| | 60 | 31' | 1.0 |
| #1 | 30 | 30' | 0.9 |
| | 40 | 31' | 1.0 |
| | 50 | 31' | 1.2 |
| | 60 | 32' | 1.3 |
| #1.5 | 30 | 32' | 1.2 |
| | 40 | 33' | 1.4 |
| | 50 | 34' | 1.6 |
| | 60 | 34' | 1.8 |
| #2 | 30 | 34' | 1.6 |
| | 40 | 36' | 1.8 |
| | 50 | 38' | 2.0 |
| | 60 | 38' | 2.2 |
| #3 PRE-INSTALLED | 30 | 36' | 2.0 |
| | 40 | 38' | 2.4 |
| | 50 | 40' | 2.7 |
| | 60 | 40' | 2.9 |
| #4 | 30 | 36' | 2.6 |
| | 40 | 40' | 3.0 |
| | 50 | 42' | 3.4 |
| | 60 | 42' | 3.7 |
| #6 | 40 | 38' | 4.2 |
| | 50 | 43' | 4.9 |
| | 60 | 46' | 5.5 |
| | 70 | 47' | 6.0 |
| #8 | 40 | 45' | 6.0 |
| | 50 | 48' | 6.8 |
| | 60 | 49' | 7.6 |
| | 70 | 51' | 8.2 |



IRRIGATION SOLUTIONS
WORLDWIDE

K-RAIN NOZZLE PERFORMANCE CHARTS

PROPLUS ■ PERFORMANCE DATA

PERFORMANCE

| NOZZLE | PRESSURE PSI | RADIUS FT. | FLOW GPM |
|---------------------------|--------------|------------|----------|
| #0.5 | 30 | 28' | .5 |
| | 40 | 29' | .6 |
| | 50 | 29' | .7 |
| | 60 | 30' | .8 |
| #0.75 | 30 | 29' | .7 |
| | 40 | 30' | .8 |
| | 50 | 31' | .9 |
| | 60 | 32' | 1.0 |
| #1 | 30 | 32' | 1.3 |
| | 40 | 33' | 1.5 |
| | 50 | 34' | 1.6 |
| | 60 | 35' | 1.8 |
| #2 | 30 | 37' | 2.4 |
| | 40 | 40' | 2.5 |
| | 50 | 42' | 3.0 |
| | 60 | 43' | 3.3 |
| #2.5 PRE-INSTALLED | 30 | 38' | 2.5 |
| | 40 | 39' | 2.8 |
| | 50 | 40' | 3.2 |
| | 60 | 41' | 3.5 |
| #3 | 30 | 38' | 3.6 |
| | 40 | 39' | 4.2 |
| | 50 | 41' | 4.6 |
| | 60 | 42' | 5.0 |
| #4 | 30 | 43' | 4.4 |
| | 40 | 44' | 5.1 |
| | 50 | 46' | 5.6 |
| | 60 | 49' | 5.9 |
| #6 | 40 | 45' | 5.9 |
| | 50 | 46' | 6.0 |
| | 60 | 48' | 6.3 |
| | 70 | 49' | 6.7 |
| #8 | 40 | 42' | 8.0 |
| | 50 | 45' | 8.5 |
| | 60 | 49' | 9.5 |
| | 70 | 50' | 10.0 |

SUPERPRO ■ PERFORMANCE DATA

PERFORMANCE

| NOZZLE | PRESSURE PSI | RADIUS FT. | FLOW GPM |
|---------------------------|--------------|------------|----------|
| #0.5 | 30 | 30' | .45 |
| | 40 | 29' | .5 |
| | 50 | 26' | .6 |
| | 60 | 26' | .7 |
| #0.75 | 30 | 32' | .7 |
| | 40 | 32' | .8 |
| | 50 | 33' | .9 |
| | 60 | 33' | 1.0 |
| #1 | 30 | 30' | 1.1 |
| | 40 | 32' | 1.3 |
| | 50 | 33' | 1.5 |
| | 60 | 33' | 1.6 |
| #2 | 30 | 38' | 2.3 |
| | 40 | 38' | 2.5 |
| | 50 | 40' | 2.7 |
| | 60 | 42' | 3.0 |
| #2.5 PRE-INSTALLED | 30 | 35' | 2.5 |
| | 40 | 36' | 2.8 |
| | 50 | 37' | 3.2 |
| | 60 | 38' | 3.6 |
| #3 | 30 | 35' | 3.4 |
| | 40 | 36' | 3.8 |
| | 50 | 38' | 4.2 |
| | 60 | 39' | 4.8 |
| #4 | 30 | 42' | 4.1 |
| | 40 | 44' | 4.6 |
| | 50 | 45' | 5.1 |
| | 60 | 46' | 5.7 |
| #6 | 40 | 46' | 5.8 |
| | 50 | 48' | 6.4 |
| | 60 | 49' | 7.0 |
| | 70 | 49 | 7.5 |
| #8 | 40 | 42' | 7.5 |
| | 50 | 45' | 8.2 |
| | 60 | 48' | 9.0 |
| | 70 | 48 | 9.5 |

PROSPORT ■ PERFORMANCE DATA

MODEL 14003 PERFORMANCE

| NOZZLE | PRESSURE PSI | RADIUS FT. | FLOW GPM |
|--------------------------|--------------|------------|----------|
| #5 | 40 | 45' | 5.1 |
| | 50 | 47' | 5.9 |
| | 60 | 47' | 6.5 |
| | 70 | 49' | 7.1 |
| #10 PRE-INSTALLED | 50 | 53' | 10.6 |
| | 60 | 53' | 11.8 |
| | 70 | 53' | 12.6 |
| | 80 | 55' | 13.5 |
| #15 | 50 | 57' | 13.0 |
| | 60 | 59' | 14.2 |
| | 70 | 59' | 15.4 |
| | 80 | 63' | 16.5 |
| #20 | 60 | 65' | 18.9 |
| | 70 | 67' | 20.5 |
| | 80 | 69' | 21.9 |
| | 90 | 71' | 23.2 |
| #25 | 60 | 67' | 22.8 |
| | 70 | 71' | 24.8 |
| | 80 | 75' | 26.5 |
| | 90 | 77' | 26.8 |
| #30 | 60 | 67' | 23.7 |
| | 70 | 69' | 25.6 |
| | 80 | 69' | 27.5 |
| | 90 | 71' | 29.2 |

K-RAIN SPRAY NOZZLE PERFORMANCE CHARTS

PERFORMANCE SPECIFICATIONS KVF FEMALE THREAD NOZZLES

| ARC | PRESSURE (PSI) | 8" GREEN Radius (ft) Flow (GPM) | 10" BLUE Radius (ft) Flow (GPM) | 12" BROWN Radius (ft) Flow (GPM) | 15" BLACK Radius (ft) Flow (GPM) | 17" GRAY-KV ONLY Radius (ft) Flow (GPM) |
|------|----------------|------------------------------------|------------------------------------|-------------------------------------|-------------------------------------|--|
| 90° | 20 | 9 0.40 | 9 0.40 | 10 0.45 | 13 0.55 | 17 0.80 |
| | 25 | 9 0.42 | 9 0.42 | 11 0.52 | 14 0.63 | 18 0.84 |
| | 30 | 10 0.45 | 10 0.45 | 12 0.55 | 15 0.70 | 19 1.05 |
| | 40 | 10 0.50 | 10 0.50 | 12 0.60 | 16 0.80 | 19 1.30 |
| 180° | 9 | 1.00 | 1.00 | 1.10 | 1.30 | 1.70 |
| | 25 | 1.10 | 1.10 | 1.21 | 1.49 | 1.92 |
| | 30 | 1.20 | 1.20 | 1.35 | 1.65 | 2.15 |
| | 40 | 1.25 | 1.25 | 1.53 | 1.80 | 2.50 |
| 270° | 9 | 1.40 | 1.40 | 1.60 | 1.90 | 2.40 |
| | 25 | 1.59 | 1.59 | 1.74 | 2.15 | 2.82 |
| | 30 | 1.75 | 1.75 | 1.95 | 2.35 | 3.00 |
| | 40 | 2.05 | 2.05 | 2.25 | 2.70 | 3.50 |
| 360° | 9 | 2.30 | 2.30 | 2.40 | 2.80 | 2.90 |
| | 25 | 2.51 | 2.51 | 2.61 | 3.26 | 3.40 |
| | 30 | 2.65 | 2.65 | 2.78 | 3.60 | 3.80 |
| | 40 | 2.75 | 2.75 | 3.03 | 4.10 | 4.40 |

| NOZZLE NUMBER | PRESSURE (PSI) | RADIUS (FT) | FLOW (GPM) |
|---------------|----------------|-------------|------------|
| 90° FN15Q | 15 | 11' | 0.65 |
| | 20 | 12' | 0.75 |
| | 25 | 14' | 0.82 |
| | 30 | 15' | 0.92 |
| 180° FN15H | 15 | 11' | 1.30 |
| | 20 | 12' | 1.50 |
| | 25 | 14' | 1.65 |
| | 30 | 15' | 1.85 |
| 270° FN15TQ | 15 | 11' | 1.95 |
| | 20 | 12' | 2.25 |
| | 25 | 14' | 2.49 |
| | 30 | 15' | 2.78 |
| 360° FN15F | 15 | 11' | 2.60 |
| | 20 | 12' | 3.00 |
| | 25 | 14' | 3.20 |
| | 30 | 15' | 3.70 |

FIXED PATTERN NOZZLE PERFORMANCE

| FEMALE THREAD | | | | |
|---------------|----------------|-------------|------------|--|
| 8' ft. | | | | |
| NOZZLE NUMBER | PRESSURE (PSI) | RADIUS (FT) | FLOW (GPM) | |
| 90° FN8Q | 15 | 5' | 0.18 | |
| | 20 | 6' | 0.21 | |
| | 25 | 7' | 0.24 | |
| | 30 | 8' | 0.26 | |
| 180° FN8H | 15 | 5' | 0.37 | |
| | 20 | 6' | 0.42 | |
| | 25 | 7' | 0.47 | |
| | 30 | 8' | 0.52 | |
| 270° FN8TQ | 15 | 5' | 0.55 | |
| | 20 | 6' | 0.63 | |
| | 25 | 7' | 0.71 | |
| | 30 | 8' | 0.78 | |
| 360° FN8F | 15 | 5' | 0.74 | |
| | 20 | 6' | 0.86 | |
| | 25 | 7' | 0.96 | |
| | 30 | 8' | 1.05 | |
| 10' ft. | | | | |
| NOZZLE NUMBER | PRESSURE (PSI) | RADIUS (FT) | FLOW (GPM) | |
| 90° FN10Q | 15 | 7' | 0.29 | |
| | 20 | 8' | 0.33 | |
| | 25 | 9' | 0.36 | |
| | 30 | 10' | 0.39 | |
| 180° FN10H | 15 | 7' | 0.58 | |
| | 20 | 8' | 0.65 | |
| | 25 | 9' | 0.72 | |
| | 30 | 10' | 0.79 | |
| 270° FN10TQ | 15 | 7' | 0.87 | |
| | 20 | 8' | 0.98 | |
| | 25 | 9' | 1.08 | |
| | 30 | 10' | 1.18 | |
| 360° FN10F | 15 | 7' | 1.16 | |
| | 20 | 8' | 1.44 | |
| | 25 | 9' | 1.44 | |
| | 30 | 10' | 1.58 | |
| 12' ft. | | | | |
| NOZZLE NUMBER | PRESSURE (PSI) | RADIUS (FT) | FLOW (GPM) | |
| 90° FN12Q | 15 | 9' | 0.45 | |
| | 20 | 10' | 0.53 | |
| | 25 | 11' | 0.60 | |
| | 30 | 12' | 0.65 | |
| 180° FN12H | 15 | 9' | 0.90 | |
| | 20 | 10' | 1.05 | |
| | 25 | 11' | 1.20 | |
| | 30 | 12' | 1.30 | |
| 270° FN12TQ | 15 | 9' | 1.35 | |
| | 20 | 10' | 1.58 | |
| | 25 | 11' | 1.80 | |
| | 30 | 12' | 1.95 | |
| 360° FN12F | 15 | 9' | 1.80 | |
| | 20 | 10' | 2.10 | |
| | 25 | 11' | 2.40 | |
| | 30 | 12' | 2.60 | |

K-Rain Adjustable Rotary Nozzle

Performance Data - Adjustable and Fixed Patterns

| RN100-ADJ-90-270 (MEDIUM GREEN) | | | | | | |
|---------------------------------|----------|----------|---------|-----------|-----------|-------------|
| ARC | PRESSURE | | RADIUS | FLOW RATE | | PRECIP |
| | PSI | kPa Bars | Ft. M. | GPM L/M | ■ ▲ | in/hr mm/hr |
| 90° | 30 | 207 2.07 | 13 3.96 | 0.22 0.83 | 0.50 0.58 | 12.70 14.73 |
| | 35 | 241 2.41 | 14 4.27 | 0.24 0.91 | 0.46 0.53 | 11.68 13.46 |
| | 40 | 276 2.76 | 14 4.27 | 0.25 0.94 | 0.49 0.57 | 12.44 14.48 |
| | 45 | 310 3.10 | 15 4.57 | 0.29 1.10 | 0.49 0.57 | 12.44 14.48 |
| 180° | 30 | 207 2.07 | 13 3.96 | 0.44 1.66 | 0.50 0.58 | 12.70 14.73 |
| | 35 | 241 2.41 | 14 4.27 | 0.47 1.78 | 0.46 0.53 | 11.68 13.46 |
| | 40 | 276 2.76 | 14 4.27 | 0.50 1.89 | 0.49 0.57 | 12.44 14.48 |
| | 45 | 310 3.10 | 15 4.57 | 0.60 2.27 | 0.51 0.59 | 12.95 14.98 |
| 270° | 30 | 207 2.07 | 13 3.96 | 0.66 2.50 | 0.50 0.58 | 12.70 14.73 |
| | 35 | 241 2.41 | 14 4.27 | 0.71 2.69 | 0.46 0.53 | 11.68 13.46 |
| | 40 | 276 2.76 | 14 4.27 | 0.75 2.84 | 0.49 0.57 | 12.44 14.48 |
| | 45 | 310 3.10 | 15 4.57 | 0.86 3.25 | 0.49 0.57 | 12.44 14.48 |
| 360° | 30 | 345 3.45 | 15 4.57 | 0.90 3.40 | 0.51 0.59 | 12.95 14.98 |

| RN100-FIX360 (LIGHT GREEN) | | | | | | |
|----------------------------|----------|----------|---------|-----------|-----------|-------------|
| ARC | PRESSURE | | RADIUS | FLOW RATE | | PRECIP |
| | PSI | kPa Bars | Ft. M. | GPM L/M | ■ ▲ | in/hr mm/hr |
| 360° | 30 | 207 2.07 | 13 3.96 | 0.88 3.33 | 0.50 0.58 | 12.70 14.73 |
| | 35 | 241 2.41 | 14 4.27 | 0.94 3.56 | 0.46 0.53 | 11.68 13.46 |
| | 40 | 276 2.76 | 14 4.27 | 1.00 3.78 | 0.49 0.57 | 12.44 14.48 |
| | 45 | 310 3.10 | 15 4.57 | 1.10 3.95 | 0.49 0.57 | 12.44 14.48 |
| 360° | 30 | 345 3.45 | 15 4.57 | 1.20 4.54 | 0.51 0.59 | 12.95 14.98 |

Performance Data - Adjustable and Fixed Patterns

| RN200-ADJ-90-270 (MEDIUM BLUE) | | | | | | |
|--------------------------------|----------|----------|---------|-----------|-----------|-------------|
| ARC | PRESSURE | | RADIUS | FLOW RATE | | PRECIP |
| | PSI | kPa Bars | Ft. M. | GPM L/M | ■ ▲ | in/hr mm/hr |
| 90° | 30 | 207 2.07 | 16 4.87 | 0.34 1.29 | 0.50 0.58 | 12.70 14.73 |
| | 35 | 241 2.41 | 17 5.18 | 0.38 1.44 | 0.50 0.58 | 12.70 14.73 |
| | 40 | 276 2.76 | 18 5.48 | 0.41 1.55 | 0.49 0.57 | 12.44 14.48 |
| | 45 | 310 3.10 | 19 5.79 | 0.42 1.59 | 0.45 0.52 | 11.43 13.21 |
| 180° | 30 | 207 2.07 | 16 4.87 | 0.67 2.53 | 0.50 0.58 | 12.70 14.73 |
| | 35 | 241 2.41 | 17 5.18 | 0.75 2.84 | 0.50 0.58 | 12.70 14.73 |
| | 40 | 276 2.76 | 18 5.48 | 0.83 3.14 | 0.49 0.57 | 12.44 14.48 |
| | 45 | 310 3.10 | 19 5.79 | 0.84 3.18 | 0.45 0.52 | 11.43 13.21 |
| 270° | 30 | 207 2.07 | 16 4.87 | 0.94 3.56 | 0.50 0.58 | 12.70 14.73 |
| | 35 | 241 2.41 | 17 5.18 | 1.01 3.82 | 0.50 0.58 | 12.70 14.73 |
| | 40 | 276 2.76 | 18 5.48 | 1.13 4.28 | 0.50 0.58 | 12.70 14.73 |
| | 45 | 310 3.10 | 18 5.48 | 1.24 4.69 | 0.49 0.57 | 12.44 14.48 |
| 360° | 30 | 345 3.45 | 19 5.79 | 1.26 4.77 | 0.50 0.58 | 12.70 14.73 |
| | 35 | 345 3.45 | 19 5.79 | 1.41 5.34 | 0.50 0.58 | 12.70 14.73 |

| RN200-FIX360 (LIGHT BLUE) | | | | | | |
|---------------------------|----------|----------|---------|-----------|-----------|-------------|
| ARC | PRESSURE | | RADIUS | FLOW RATE | | PRECIP |
| | PSI | kPa Bars | Ft. M. | GPM L/M | ■ ▲ | in/hr mm/hr |
| 360° | 30 | 207 2.07 | 16 4.87 | 1.34 5.07 | 0.50 0.58 | 12.70 14.73 |
| | 35 | 241 2.41 | 17 5.18 | 1.50 5.68 | 0.50 0.58 | 12.70 14.73 |
| | 40 | 276 2.76 | 18 5.48 | 1.65 6.24 | 0.49 0.57 | 12.44 14.48 |
| | 45 | 310 3.10 | 19 5.79 | 1.65 6.36 | 0.50 0.58 | 12.70 14.73 |
| 360° | 30 | 345 3.45 | 19 5.79 | 1.88 7.11 | 0.56 0.64 | 14.22 16.25 |

| RN300-ADJ-90-270 (MEDIUM GREY) | | | | | | |
|--------------------------------|----------|----------|---------|------------|-----------|-------------|
| ARC | PRESSURE | | RADIUS | FLOW RATE | | PRECIP |
| | PSI | kPa Bars | Ft. M. | GPM L/M | ■ ▲ | in/hr mm/hr |
| 90° | 30 | 207 2.07 | 26 7.92 | 0.80 3.03 | 0.44 0.51 | 11.17 12.95 |
| | 35 | 241 2.41 | 26 7.92 | 0.85 3.22 | 0.46 0.53 | 11.68 12.46 |
| | 40 | 276 2.76 | 27 8.23 | 0.90 3.40 | 0.46 0.53 | 11.68 12.46 |
| | 45 | 310 3.10 | 28 8.53 | 0.95 3.59 | 0.44 0.50 | 11.17 12.70 |
| 180° | 30 | 207 2.07 | 26 7.92 | 1.40 5.30 | 0.44 0.51 | 11.17 12.95 |
| | 35 | 241 2.41 | 27 8.23 | 1.50 5.68 | 0.42 0.49 | 10.67 12.44 |
| | 40 | 276 2.76 | 27 8.23 | 1.60 6.05 | 0.46 0.53 | 11.68 12.46 |
| | 45 | 310 3.10 | 29 8.84 | 1.70 6.43 | 0.41 0.47 | 10.41 11.94 |
| 270° | 30 | 207 2.07 | 26 7.92 | 1.80 6.81 | 0.40 0.46 | 10.16 11.68 |
| | 35 | 241 2.41 | 27 8.23 | 2.45 9.27 | 0.44 0.51 | 11.17 12.95 |
| | 40 | 276 2.76 | 28 8.53 | 2.55 9.65 | 0.42 0.49 | 10.67 12.44 |
| | 45 | 310 3.10 | 28 8.53 | 2.90 10.98 | 0.44 0.50 | 11.17 12.70 |
| 360° | 30 | 345 3.45 | 27 8.23 | 3.10 11.73 | 0.49 0.56 | 12.44 14.22 |

| RN300-FIX360 (LIGHT GREY) | | | | | | |
|---------------------------|----------|----------|---------|------------|-----------|-------------|
| ARC | PRESSURE | | RADIUS | FLOW RATE | | PRECIP |
| | PSI | kPa Bars | Ft. M. | GPM L/M | ■ ▲ | in/hr mm/hr |
| 360° | 30 | 207 2.07 | 26 7.92 | 3.10 11.73 | 0.44 0.51 | 11.17 12.95 |
| | 35 | 241 2.41 | 27 8.23 | 3.20 12.11 | 0.42 0.49 | 10.67 12.44 |
| | 40 | 276 2.76 | 28 8.53 | 3.50 13.25 | 0.43 0.50 | 10.92 12.70 |
| | 45 | 310 3.10 | 28 8.53 | 3.55 13.43 | 0.44 0.50 | 11.17 12.70 |
| 360° | 30 | 345 3.45 | 30 9.1 | 3.70 14.00 | 0.42 0.49 | 10.67 12.44 |

Performance Data - Special Patterns

| PATTERN | NOZZLE | PRESSURE | | WIDTH X LENGTH | | FLOW RATE | | |
|-----------------|-----------------------------|----------|----------|----------------|--------|------------|------|------|
| | | PSI | kPa Bars | Feet | Meters | GPM | L/M | |
| Right End Strip | RNS-RES-515 Burnt Orange | 30 | 206 | 2.06 | 4 x 15 | 1.22 x 4.6 | 0.30 | 1.14 |
| | | 35 | 246 | 2.46 | 5 x 15 | 1.5 x 4.6 | 0.32 | 1.21 |
| | | 40 | 275 | 2.75 | 5 x 15 | 1.5 x 4.6 | 0.35 | 1.32 |
| | | 45 | 310 | 3.10 | 6 x 16 | 1.8 x 4.9 | 0.38 | 1.43 |
| | | 50 | 345 | 3.45 | 6 x 16 | 1.8 x 4.9 | 0.40 | 1.51 |
| Left End Strip | RNS-LES-515 Olive | 30 | 206 | 2.06 | 4 x 15 | 1.22 x 4.6 | 0.30 | 1.14 |
| | | 35 | 246 | 2.46 | 5 x 15 | 1.5 x 4.6 | 0.32 | 1.21 |
| | | 40 | 275 | 2.75 | 5 x 15 | 1.5 x 4.6 | 0.35 | 1.32 |
| | | 45 | 310 | 3.10 | 6 x 15 | 1.8 x 4.6 | 0.38 | 1.43 |
| | | 50 | 345 | 3.45 | 6 x 16 | 1.8 x 4.9 | 0.40 | 1.51 |
| Side Strip | RNS-SS-530 Brown | 30 | 206 | 2.06 | 4 x 29 | 1.22 x 8.8 | 0.50 | 1.80 |
| | | 35 | 246 | 2.46 | 5 x 30 | 1.5 x 9.1 | 0.55 | 2.08 |
| | | 40 | 275 | 2.75 | 5 x 30 | 1.5 x 9.1 | 0.60 | 2.30 |
| | | 45 | 310 | 3.10 | 6 x 31 | 1.8 x 9.4 | 0.65 | 2.46 |
| | | 50 | 345 | 3.45 | 7 x 32 | 2.1 x 9.7 | 0.70 | 2.64 |

</





DESCRIPTION

UNITS BAG/BOX


LIST PRICE

| | | | |
|----------|-----------------------------------|-----|-------|
| NS-77369 | NELSON® 7901 / 9501 DIAPHRAGM KIT | EA. | 25.59 |
|----------|-----------------------------------|-----|-------|

WEATHERMATIC™ IRRIGATION CONTROLLERS


| | | | | |
|---|---------------|---|-----|--------|
|  | WM-PL4800 | WEATHERMATIC™ PROLINE® 4-ZONE BASE MODEL, EXPANDABLE TO 48 ZONES | EA. | 840.99 |
|  | WM-SL4800 | WEATHERMATIC™ SMARTLINE® 12-ZONE BASE MODEL, EXPANDABLE TO 48 ZONES | EA. | 929.97 |
| | WM-SLM4 | WEATHERMATIC™ 4-ZONE MODULE FOR SL/PL1600 | EA. | 90.51 |
| | WM-SLM12-1600 | WEATHERMATIC™ 12-ZONE MODULE FOR SL/PL1600 | EA. | 267.38 |
| | WM-SLM12-4800 | WEATHERMATIC™ 12-ZONE MODULE FOR SL4800 | EA. | 267.38 |
| | WM-SLW5 | WEATHERMATIC™ WEATHER STATION | EA. | 641.15 |

WEATHERMATIC™ SMARTWIRE® DECODER CONTROLLERS

| | | | | |
|---|-------------|--|-----|---------|
|  | WM-SL9696TW | WEATHERMATIC™ SMARTWIRE® 96 ZONE 2-WIRE CONTROLLER | EA. | 3751.08 |
| | WM-SLDEC1 | WEATHERMATIC™ VALVE DECODER FOR SMARTLINE® CONTROLLERS, 1 ZONE | EA. | 218.86 |
| | WM-SLGDT | WEATHERMATIC™ LIGHTNING ARRESTOR | EA. | 155.04 |

WEATHERMATIC™ CONTROL VALVES

| | | | | |
|--------------|---|-----|----|--------|
| WM-SB10 | WEATHERMATIC™ SILVER BULLET REMOTE CONTROL VALVE, 1" | EA. | 24 | 37.93 |
| WM-SB10F | WEATHERMATIC™ SILVER BULLET REMOTE CONTROL VALVE, 1" w/FLOW CONTROL | EA. | 24 | 41.31 |
| WM-SB15F | WEATHERMATIC™ SILVER BULLET REMOTE CONTROL VALVE, 1-1/2" w/FLOW CONTROL | EA. | 12 | 130.37 |
| WM-SB20F | WEATHERMATIC™ SILVER BULLET REMOTE CONTROL VALVE, 2" w/FLOW CONTROL | EA. | 8 | 181.57 |
| WM-MAX-DW-20 | WEATHERMATIC™ BLACK MAX VALVE, 2" w/FLOW CONTROL | EA. | 8 | 277.26 |



MIDC PRICE LIST 2026

ITEM NUMBER

DESCRIPTION

UNITS BAG/BOX LIST PRICE



ACCLIMA WATER MANAGEMENT SYSTEMS

CONTROLLERS - TWO WIRE w/REMOTE ACCESS

| | | | |
|-------------|------------------------|-----|--------|
| ACC-ADP-002 | ACCLIMA 2 ZONE DECODER | EA. | 332.00 |
|-------------|------------------------|-----|--------|

| | | | |
|-------------|----------------------------|-----|--------|
| ACC-LAR-007 | ACCLIMA LIGHTNING ARRESTOR | EA. | 126.00 |
|-------------|----------------------------|-----|--------|





AVAILABLE TO EXISTING CUSTOMERS ONLY

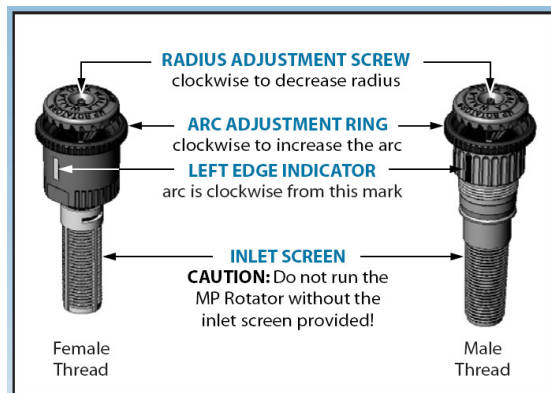
SOIL MOISTURE SENSORS

| | | | |
|-------------|---|-----|--------|
| ACC-SEN-006 | ACCLIMA DIGITAL TDT® SOIL MOISTURE SENSOR | EA. | 349.00 |
|-------------|---|-----|--------|













MIDC PRICE LIST 2026

| ITEM NUMBER | DESCRIPTION | UNITS | BAG/BOX | LIST PRICE | |
|--|---|---|---------|------------|-------|
| MP ROTATOR® | | | | | |
| <i>Save Water – Solve Problems</i> | | | | | |
| MP800SR-90-210 | MP800SR ROTATOR®, 90° - 210° adjustable arc | EA. | 10 | 11.94 | |
| MP800SR-360 | MP800SR ROTATOR®, 360° fixed arc | EA. | 10 | 11.94 | |
| MP1000-90-210 | MP1000 ROTATOR®, 90° - 210° adjustable arc | EA. | 10 | 11.94 | |
| MP1000-210-270 | MP1000 ROTATOR®, 210° - 270° adjustable arc | EA. | 10 | 11.94 | |
| MP1000-360 | MP1000 ROTATOR®, 360° fixed arc | EA. | 10 | 11.94 | |
|  | MP1000T-90-210 | MP1000T ROTATOR®, 90° - 210° adjustable arc, for Toro® | EA. | 10 | 14.44 |
| | MP1000T-210-270 | MP1000T ROTATOR®, 210° - 270° adjustable arc, for Toro® | EA. | 10 | 14.44 |
| | MP1000T-360 | MP1000T ROTATOR®, 360° fixed arc, for Toro® | EA. | 10 | 14.44 |
| MPCORNER | MP ROTATOR®, CORNER, 45° - 105° adjustable arc | EA. | 10 | 11.94 | |
| MPCORNER-T | MP ROTATOR®, CORNER, 45° - 105° adjustable arc, for Toro® | EA. | 10 | 14.44 | |
| MP2000-90-210 | MP2000 ROTATOR®, 90° - 210° adjustable arc | EA. | 10 | 11.94 | |
| MP2000-210-270 | MP2000 ROTATOR®, 210° - 270° adjustable arc | EA. | 10 | 11.94 | |
| MP2000-360 | MP2000 ROTATOR®, 360° fixed arc | EA. | 10 | 11.94 | |
|  | MP2000T-90-210 | MP2000T ROTATOR®, 90° - 210° adjustable arc, for Toro® | EA. | 10 | 14.44 |
| | MP2000T-210-270 | MP2000T ROTATOR®, 210° - 270° adjustable arc, for Toro® | EA. | 10 | 14.44 |
| | MP2000T-360 | MP2000T ROTATOR®, 360° fixed arc, for Toro® | EA. | 10 | 14.44 |
| MP3000-90-210 | MP3000 ROTATOR®, 90° - 210° adjustable arc | EA. | 10 | 11.94 | |
| MP3000-210-270 | MP3000 ROTATOR®, 210° - 270° adjustable arc | EA. | 10 | 11.94 | |
| MP3000-360 | MP3000 ROTATOR®, 360° fixed arc | EA. | 10 | 11.94 | |
|  | MP3000T-90-210 | MP3000T ROTATOR®, 90° - 210° adjustable arc, for Toro® | EA. | 10 | 14.44 |
| | MP3000T-210-270 | MP3000T ROTATOR®, 210° - 270° adjustable arc, for Toro® | EA. | 10 | 14.44 |
| | MP3000T-360 | MP3000T ROTATOR®, 360° fixed arc, for Toro® | EA. | 10 | 14.44 |
| MP3500-90-210 | MP3500 ROTATOR®, 90° - 210° adjustable arc | EA. | 10 | 11.94 | |
| MP-SS | MP ROTATOR®, SIDE STRIP | EA. | 10 | 11.94 | |
| MP-LS | MP ROTATOR®, LEFT STRIP | EA. | 10 | 11.94 | |
| MP-RS | MP ROTATOR®, RIGHT STRIP | EA. | 10 | 11.94 | |
| MP-SS-T | MP ROTATOR®, SIDE STRIP, for Toro® | EA. | 10 | 14.44 | |
| MP-LS-T | MP ROTATOR®, LEFT STRIP, for Toro® | EA. | 10 | 14.44 | |
| MP-RS-T | MP ROTATOR®, RIGHT STRIP, for Toro® | EA. | 10 | 14.44 | |
|  | WW-10600 | PRESSURE GAUGE ADAPTER, SPRAY PISTON | EA. | 6.69/NET | |
| | WW-10562 | MP ROTATOR® Adjustment Tool | EA. | 1.15 | |
| | WW-MPRISER | MP RISER ASSEMBLY | EA. | 10 | 14.05 |



SEE PAGE 42 FOR NOZZLE PATTERNS & PERFORMANCE CHARTS















MIDC PRICE LIST 2026

| ITEM NUMBER | DESCRIPTION | UNITS | BAG/BOX | LIST PRICE |
|---|---|--------|---------|------------|
| NETAFIM USA DRIP IRRIGATION | | | | |
|  N-08-UR18.4-24 | NETAFIM™ 1/2" PRESSURE COMPENSATING DRIPPERLINE, .42GPH@24" SPACING | 1000FT | COIL | CALL |
| N-TLCV6-1201 | NETAFIM™ TECHLINE CV, .6gph@12" SPACING x 100' | EA. | COIL | 71.90 |
| N-TLCV6-12025 | NETAFIM™ TECHLINE CV, .6gph@12" SPACING x 250' | EA. | COIL | 144.38 |
| N-TLCV4-18025 | NETAFIM™ TECHLINE CV, 4gph@18" SPACING x 250' | EA. | COIL | 132.71 |
|  N-TLEZ0025 | NETAFIM™ TECHLINE EZ BLANK TUBING, 250' COIL | EA. | COIL | 44.00 |
| N-TLEZ4-1805 | NETAFIM™ TECHLINE EZ, .4 GPH @ 18" SPACING x 500' | EA. | COIL | 197.11 |
|  N-TLTEE | NETAFIM™ TECHLINE TEE, BARB | EA. | 25/BAG | 0.70 |
| N-TLELL | NETAFIM™ TECHLINE 90° ELBOW, BARB | EA. | 25/BAG | 0.65 |
| N-TLCOUP | NETAFIM™ TECHLINE COUPLING, BARB | EA. | 25/BAG | 0.49 |
| N-TLCROS | NETAFIM™ TECHLINE CROSS, BARB | EA. | 25/BAG | 1.16 |
| N-TL075FTEE | NETAFIM™ TECHLINE COMBINATION TEE, BARB x 3/4" FPT | EA. | 10/BAG | 1.92 |
| N-TL050MA | NETAFIM™ TECHLINE MALE ADAPTER, BARB x 1/2" MPT | EA. | 25/BAG | 0.72 |
| N-TL075MA | NETAFIM™ TECHLINE MALE ADAPTER, BARB x 3/4" MPT | EA. | 25/BAG | 0.76 |
| N-TLIAPE | NETAFIM™ TECHLINE INSERT ADAPTER | EA. | 25/BAG | 1.57 |
|  N-TLEZT | NETAFIM™ TECHLINE EZ TEE, BARB | EA. | 25/BAG | 0.58 |
| N-TLEZELL | NETAFIM™ TECHLINE EZ 90° ELBOW, BARB | EA. | 25/BAG | 0.56 |
| N-TLEZCOUP | NETAFIM™ TECHLINE EZ COUPLING, BARB | EA. | 25/BAG | 0.37 |
| N-TLEZRCOUP | NETAFIM™ TECHLINE EZ REDUCER COUPLING, 17MM x 12MM | EA. | 25/BAG | 0.65 |
| N-TLEZ075FTEE | NETAFIM™ TECHLINE EZ COMBO TEE, INST. X 3/4" FPT | EA. | 10/BAG | 1.93 |
| N-TLEZ05MA | NETAFIM™ TECHLINE EZ MALE ADAPTER, 1/2" | EA. | 25/BAG | 0.65 |
| N-TLEZ07MA | NETAFIM™ TECHLINE EZ MALE ADAPTER, 3/4" | EA. | 25/BAG | 0.69 |
| N-TLEZIAPE | NETAFIM™ TECHLINE EZ INSERT ADAPTER | EA. | 25/BAG | 1.57 |
|  N-SPCV05 | NETAFIM™ SELF PIERCING P.C. DRIPPER, .5 GPH | EA. | EA. | 0.70 |
| N-SPCV05-25 | NETAFIM™ SELF PIERCING P.C. DRIPPER, .5 GPH | EA. | 25/BAG | 0.55 |
| N-SPCV05-250 | NETAFIM™ SELF PIERCING P.C. DRIPPER, .5 GPH | EA. | 250/BAG | 0.47 |
|  N-SPCV10 | NETAFIM™ SELF PIERCING P.C. DRIPPER, 1 GPH | EA. | EA. | 0.70 |
| N-SPCV10-25 | NETAFIM™ SELF PIERCING P.C. DRIPPER, 1 GPH | EA. | 25/BAG | 0.55 |
| N-SPCV10250 | NETAFIM™ SELF PIERCING P.C. DRIPPER, 1 GPH | EA. | 250/BAG | 0.47 |
| N-SPCV20 | NETAFIM™ SELF PIERCING P.C. DRIPPER, 2 GPH | EA. | EA. | 0.70 |
| N-SPCV20-25 | NETAFIM™ SELF PIERCING P.C. DRIPPER, 2 GPH | EA. | 25/BAG | 0.55 |
| N-SPCV20-250 | NETAFIM™ SELF PIERCING P.C. DRIPPER, 2 GPH | EA. | 250/BAG | 0.47 |
|  NS-4230 | ADJUSTABLE MICRO BUBBLER, 0-10 GPH, .16" BARB | EA. | 100 | 1.16 |
| NS-4034 | ADJUSTABLE MICRO SPRAY, 360°, 0-25 GPH, .16" BARB | EA. | 50 | 2.63 |
| NS-4232 | ADJUSTABLE MICRO SPRAY, 180°, 0-25 GPH, .16" BARB | EA. | 50 | 2.63 |
| NS-4231 | ADJUSTABLE SHRUBBLER SPIKE, 360 DEG. w/ADAPTER | EA. | 25 | 1.31 |
| NS-4238 | RIGID RISER TUBE, 8", BARB x PLAIN | EA. | 100 | 0.77 |
| NS-4240 | 12" STAKE, ACCEPTS #NS-4238 RIGID RISER TUBE | EA. | 25 | 1.34 |
| NS-4028 | MICRO TUBING BARB COUPLING, .16" | EA. | 50 | 0.60 |
| NS-40345 | MICRO TUBING TEE, .16" | EA. | 100 | 0.51 |
| NS-42155 | MICRO VALVE, .18" BARB x BARB | EA. | 25 | 1.20 |
| NS-4022 | 1/4" TUBING, 100 FT. COIL | EA. | COIL | 17.83 |
| NS-4023 | 1/4" TUBING, 1000 FT. COIL | EA. | COIL | 118.74 |
|  N-32PRV.75LF20 | NETAFIM™ 3/4" PRESSURE REGULATOR, 20 PSI, .3-5 GPM | EA. | | 23.26 |
| N-32PRV.75LF42 | NETAFIM™ 3/4" PRESSURE REGULATOR, 42 PSI, .3-5 GPM | EA. | | 23.26 |
| N-32PRV.75-20 | NETAFIM™ 3/4" PRESSURE REGULATOR, 20 PSI, 3.5-18 GPM | EA. | | 39.25 |
| N-32PRV.75-43 | NETAFIM™ 3/4" PRESSURE REGULATOR, 45 PSI, 3.5-18 GPM | EA. | | 39.25 |
|  N-25-A-45120 | NETAFIM™ 3/4" DISC FILTER, 120 MESH, 0-18 GPM | EA. | | 66.90 |
| N-25-A-46120 | NETAFIM™ 3/4" DISC FILTER, w/VALVE, 120 MESH, 0-18 GPM | EA. | | 66.90 |
| N-12-11-09002 | NETAFIM™ FIGURE 8 END CLAMP | EA. | | 0.39 |
|  N-68-HPT-125 | HOLE PUNCH | EA. | | 29.00 |
| N-TLARV | AIR/VACUUM RELIEF VALVE, 1/2" MPT | EA. | | 17.66 |
| N-58-VQA58 | INLINE PLASTIC SHUT-OFF VALVE TLISOV, 1/2" INST X INST | EA. | | 5.51 |
| N-STAPLES | SOD STAPLES, 6", 1000/BOX | EA. | | 0.15 |

NOTES:

The Best Way To Appreciate Your Job Is To Imagine Yourself Without One

MDC PRICE LIST 2026

| ITEM NUMBER | DESCRIPTION | UNITS | BAG/BOX | LIST PRICE | |
|---|----------------|---|---------|------------|---------|
| HUNTER® PRODUCTS | | | | | |
| ROTORS | | | | | |
|  | HNPGP-04-2.5 | HUNTER® PGP ULTRA ROTOR w/ 2.5 NOZZLE | EA. | 20 | 23.50 |
| | HNPGP-04 | HUNTER® PGP ULTRA ROTOR | EA. | 20 | 23.50 |
|  | HNI20-04 | HUNTER® I-20 ULTRA, PLASTIC RISER | EA. | 20 | 33.53 |
| | HNI20-04-SS | HUNTER® I-20 ULTRA, STAINLESS STEEL RISER | EA. | 20 | 47.29 |
|  | HNI25-04 | HUNTER® I-25 ULTRA, PLASTIC RISER | EA. | 12 | 84.25 |
| | HNI25-04-SS | HUNTER® I-25 ULTRA, STAINLESS STEEL RISER | EA. | 12 | 106.39 |
|  | HN140-04-SS | HUNTER® I-40 ULTRA, ADJ/360° w/STAINLESS STEEL RISER | EA. | 12 | 161.44 |
| CONTROLLERS | | | | | |
|  | HN-X2-600 | HUNTER® X2™ WiFi CAPABLE 6-STA. CONTROLLER w/ INTERNAL TRANSFORMER | EA. | | 211.74 |
| | HN-X2-800 | HUNTER® X2™ WiFi CAPABLE 8-STA. CONTROLLER w/ INTERNAL TRANSFORMER | EA. | | 254.93 |
| | HN-X2-1400 | HUNTER® X2™ WiFi CAPABLE 14-STA. CONTROLLER w/ INTERNAL TRANSFORMER | EA. | | 440.34 |
| | HN-WAND | HUNTER® WiFi MODULE FOR HYDRAWISE WATER MANAGEMENT SOFTWARE | EA. | | 208.58 |
|  | HN-P2C-400 | HUNTER® PRO C2 BASE UNIT, 4 STA. INDOOR / OUTDOOR | EA. | | 323.40 |
| | HN-HPC-400 | HUNTER® HYDRAWISE HPC MODULAR CONTROLLER, 4 STA. BASE | EA. | | 409.22 |
| | HN-PCM-300 | HUNTER® 3 STA. MODULE FOR PRO-C & HPC | EA. | | 88.39 |
| | HN-PCM-900 | HUNTER® 9 STA. MODULE FOR PRO-C & HPC | EA. | | 327.10 |
| | HN-PCM-1600 | HUNTER® 16 STA. MODULE FOR PRO-C & HPC | EA. | | 400.15 |
| | HN-PC-DM | HUNTER® EZ DECODER MODULE FOR PRO-C & HPC | EA. | | 369.60 |
|  | HN-HCC-800-PL | HUNTER® HYDRAWISE HCC CONTROLLER, 8 STA. BASE UNIT, PLASTIC | EA. | | 975.02 |
| | HN-I2C-800PL | HUNTER® ICC2, 8 STATION BASE UNIT, PLASTIC | EA. | | 598.60 |
|  | HN-ICM-400 | HUNTER® ICC2, 4 STATION PLUG-IN MODULE | EA. | | 172.55 |
| | HN-ICM-800 | HUNTER® ICC2, 8 STATION PLUG-IN MODULE | EA. | | 303.81 |
| | HN-ICM-2200 | HUNTER® ICC2, 22 STATION PLUG-IN EXPANSION MODULE | EA. | | 609.74 |
| | HN-EZ-DM | HUNTER® DECODER OUTPUT MODULE for ICC2 & HCC, up to 54 STA | EA. | | 442.70 |
| | HN-EZ-1 | HUNTER® EZ DECODER, 1 STA. | EA. | | 126.34 |
| | HN-EZ-LR | HUNTER® EZ DECODER, 1 STA. LONG RANGE | EA. | | 176.63 |
| | HN-EZ-DT | HUNTER® HANDHELD DIAGNOSTIC TOOL for EZ DECODER SYSTEM | EA. | | 591.82 |
| | HN-WIFIKIT | HUNTER® CENTRALUS WIFI MODULE | EA. | | 258.74 |
| | HN-CELLKIT | HUNTER® CENTRALUS CELLULAR MODULE | EA. | | 733.86 |
| | PG-090082 | 6' POWER CORD w/ 3 PRONG PLUG | EA. | | 7.31 |
| | HN-IC-600PL | HUNTER® I-CORE 6 STA. BASE, PLASTIC - DISCONTINUED WHEN STOCK DEPLETED | EA. | | 1200.65 |
| | HN-ICM-600 | HUNTER® I-CORE 6 STA MODULE - DISCONTINUED WHEN STOCK DEPLETED | EA. | | 288.97 |
| | HN-DUAL48M | HUNTER® I-CORE DECODER MODULE, 48 STA. - DISCONTINUED WHEN STOCK DEPLETED | EA. | | 1027.69 |
|  | HN-NODE-100 | HUNTER® NODE, BATTERY OPERATED CONTROLLER, SINGLE STATION | EA. | | 249.69 |
| | HN-NODE-200 | HUNTER® NODE, BATTERY OPERATED CONTROLLER, 2-STATION | EA. | | 357.63 |
| | HN-NODE-400 | HUNTER® NODE, BATTERY OPERATED CONTROLLER, 4-STATION | EA. | | 437.23 |
| VALVES | | | | | |
|  | HN-PGV-100MB | HUNTER® PGV 1" VALVE, MPT x BARB | EA. | 20 | 32.65 |
| | HN-PGV-100G | HUNTER® PGV 1" VALVE, FPT | EA. | 20 | 32.65 |
| | HN-PGV-151 | HUNTER® PGV 1 1/2" VALVE | EA. | 8 | 143.59 |
| | HN-PGV-201 | HUNTER® PGV 2" VALVE | EA. | 8 | 204.05 |
|  | HN-ICV-151G | HUNTER® ICV 1 1/2" VALVE | EA. | 8 | 227.80 |
| | HN-ICV-201G | HUNTER® ICV 2" VALVE | EA. | 8 | 310.92 |
|  | HN-ACCU-SYNCAJ | HUNTER® PRESS REGULATOR FOR ICV/PGV VALVES | EA. | | 137.31 |
|  | HN-SOL | HUNTER® SOLENOID, PLASTIC VALVES | EA. | | 20.92 |
| | HN-SOLDC | HUNTER® DC LATCHING SOLENOID, FITS ALL HUNTER VALVES, #458200 | EA. | | 49.02 |
| SPRAYHEADS | | | | | |
|  | HN-PROS-04 | HUNTER® PRO SPRAY, 4" POP-UP SPRAYHEAD | EA. | 50 | 3.45 |
| | HN-PROS-06 | HUNTER® PRO SPRAY, 6" POP-UP SPRAYHEAD | EA. | 25 | 12.90 |
| | HN-PROS-12 | HUNTER® PRO SPRAY, 12" POP-UP SPRAYHEAD | EA. | 25 | 23.54 |

MIDC PRICE LIST 2026

| ITEM NUMBER | DESCRIPTION | UNITS | BAG/BOX | LIST PRICE |
|-------------|-------------|-------|---------|------------|
|-------------|-------------|-------|---------|------------|

RAINBIRD® PRODUCTS



MISC PARTS

| | | | | |
|--------------|--|--------|--|--------|
| RB-208588-01 | SOLENOID, RAINBIRD® DV | NET EA | | 23.89 |
| RB-209532-02 | SOLENOID, RAINBIRD® PGA, PEB | NET EA | | 43.89 |
| RB-DV100-D | DIAPHRAGM, RAINBIRD® DV 1" | NET EA | | 20.05 |
| RB-150PGA-D | DIAPHRAGM, RAINBIRD® 150 PGA, #209675 | NET EA | | 81.22 |
| RB-200PGA-D | DIAPHRAGM, RAINBIRD® 200 PGA, #209005 | NET EA | | 95.93 |
| RB-150PEB-DB | DIAPHRAGM & BONNET, RAINBIRD® 150 PEB, #236482 | NET EA | | 84.31 |
| RB-200PEB-DB | DIAPHRAGM & BONNET, RAINBIRD® 200 PEB, #236483 | NET EA | | 97.23 |
| RB-FD-101 | RAIN BIRD FD-101 DECODER | NET EA | | 203.97 |
| RB-FD-102 | RAIN BIRD FD-102 DECODER | NET EA | | 282.09 |



The only true wisdom is knowing that you know nothing.

MIDC PRICE LIST 2026

ITEM NUMBER

DESCRIPTION

UNITS BAG/BOX

LIST PRICE

IRRITROL® & TORO® PRODUCTS

PRODUCTS LISTED ARE STOCKED-PLEASE CALL FOR PRICING ON UN-LISTED ITEMS



IRRITROL® SYSTEMS VALVES



| | | | | |
|------------|--|-----|----|-------|
| IR-2400T | IRRITROL® 2400T 1" VALVE, FPT x FPT | EA. | 15 | 32.52 |
| IR-2400T-B | IRRITROL® 2400T-B 1" VALVE, MPT x BARB | EA. | 15 | 32.52 |
| IR-2400T-D | IRRITROL® 2400T 1" DIAPHRAGM, #100236 | EA. | 5 | 19.51 |



| | | | | |
|----------------|---|---------|----|--------|
| IR-216B | IRRITROL® 216B 11/2" GLOBE/ANGLE VALVE w/FLOW CONTROL | EA. | 10 | 153.52 |
| IR-217B | IRRITROL® 217B 2" GLOBE/ANGLE VALVE w/FLOW CONTROL | EA. | 10 | 218.50 |
| IR-216APR-D | IRRITROL® 216B 11/2" DIAPHRAGM, #11401-H | NET EA. | | 46.52 |
| IR-217APR-D | IRRITROL® 217B 2" DIAPHRAGM, #114601-H | NET EA. | | 52.57 |
| IR-R811-24VACG | IRRITROL® SOLENOID, 24VAC | EA. | 10 | 31.83 |
| IR-2400-110V | 110VAC SOLENOID (fits Richdel/Hardie/Irritrol) | NET EA. | | 62.06 |
| IR-DCL | IRRITROL® DC LATCHING SOLENOID | EA. | | 66.12 |



TORO

| | | | | |
|------------|---|---------|--|--------|
| M252-26-06 | TORO 252 GLOBE/ANGLE VALVE, 11/2" | EA. | | 209.80 |
| M252-26-08 | TORO 252 GLOBE/ANGLE VALVE, 2" | EA. | | 264.03 |
| M35-3099 | SOLENOID, TORO 252 | NET EA. | | 91.84 |
| M89-0878 | SOLENOID, TORO 250/260 SERIES 1" VALVE (2 EAR FLANGE) | NET EA. | | 47.20 |

FRANKLIN PUMPS

| | | | | |
|------------|---|----|--|---------|
| FE30FMH1S3 | FRANKLIN MH MULTI-STAGE PUMP, 1HP 30 GPM 115/230 VAC | EA | | 2462.00 |
| FE30FMH1S4 | FRANKLIN MH MULTI-STAGE PUMP, 1.5 HP 30 GPM 115/230 VAC | EA | | 2663.00 |
| FE30FMH2S5 | FRANKLIN MH MULTI-STAGE PUMP, 2 HP 30 GPM 115/230 VAC | EA | | 3074.00 |
| FE9187106 | FRANKLIN INLINE PUMP CONTROL- ADJ, 230 VAC, UP TO 2 HP | EA | | 369.52 |

MIDC PRICE LIST 2026




ITEM NUMBER

DESCRIPTION

UNITS BAG/BOX LIST PRICE

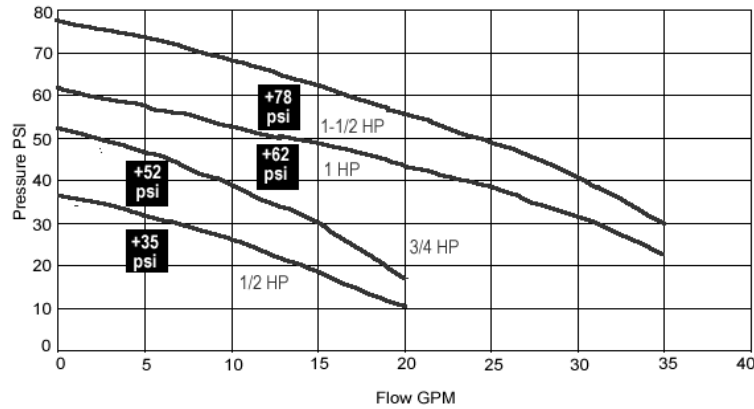


PUMPS

| | | | | |
|---|----------------|---|-----|---------|
|  | AYM-1515XSWP | A.Y.McDONALD MULTISTAGE CENTRIFUGAL PUMP, 1-1/2 H.P. | EA. | 2637.28 |
| | AYM-16002-V3M | A.Y.McDONALD PRESSURE TANK, 2 GALLON | EA. | 133.51 |
|  | AYM-DM05 | A.Y.McDONALD DURAMAC BOOSTER SYSTEM, 1/2 H.P. 120 VAC | EA. | 2582.34 |
| | AYM-DM07 | A.Y.McDONALD DURAMAC BOOSTER SYSTEM, 3/4 H.P. 120 VAC | EA. | 3029.17 |
|  | AYM-DM10-62 | A.Y.McDONALD DURAMAC PUMP SYSTEM, 1 H.P. 230 VAC | EA. | 3375.75 |
| | AYM-DM15-78 | A.Y.McDONALD DURAMAC PUMP SYSTEM, 1-1/2 H.P. 230 VAC | EA. | 3440.05 |
| | AYM-DM10-62-PO | A.Y.McDONALD DURAMAC PUMP, 1 H.P. PUMP ONLY | EA. | 2087.54 |
| | AYM-DM15-78-PO | A.Y.McDONALD DURAMAC PUMP, 1-1/2 H.P. PUMP ONLY | EA. | 2380.92 |




DuraMAC Performance (Additional Boost)





| | | | |
|-----------|---|-----|---------|
| AYM-92050 | A.Y. McDONALD 1/2 HP CENTRIFUGAL PUMP | EA. | 1120.15 |
| AYM-92070 | A.Y. McDONALD 3/4 HP CENTRIFUGAL PUMP | EA. | 1206.73 |
| AYM-92100 | A.Y. McDONALD 1 HP CENTRIFUGAL PUMP | EA. | 1314.07 |
| AYM-92150 | A.Y. McDONALD 1-1/2 HP CENTRIFUGAL PUMP | EA. | 1437.79 |
| AYM-92200 | A.Y. McDONALD 2 HP CENTRIFUGAL PUMP | EA. | 1822.17 |


PLEASE CALL FOR QUOTES ON LARGER AY MCDONALD®
CENTRIFUGAL AND SUBMERSIBLE PUMPS.

MISCELLANEOUS

| | | | | |
|---|--------------|-------------------------------|---------|--------|
|  | AYM-2600T-07 | PRESSURE REDUCING VALVE, 3/4" | NET/EA. | 158.41 |
| | AYM-2600T-10 | PRESSURE REDUCING VALVE, 1" | NET/EA. | 204.51 |

| | | | |
|----------|--|---------|-------|
| S28607 | HEAT SHRINK KIT, 14 GA. - 12 GA. 3W/GRND | EA. | 9.53 |
| S28606 | HEAT SHRINK KIT, 12 GA. - 8 GA. 3W/GRND | EA. | 24.61 |
| S12-4SOW | 12-4 SOW CABLE | NET/FT. | 6.18 |

| | | | | |
|---|-----------|---|-----|--------|
|  | S-3010AS | CAM LOCK SET, 1" PARTS D & F, ALUMINUM | EA. | 43.98 |
| | S-3012AS | CAM LOCK SET, 1 1/4" PARTS A & D, ALUMINUM | EA. | 62.29 |
| | S-3015AS | CAM LOCK SET, 1 1/2" PARTS A & D, ALUMINUM | EA. | 62.29 |
| | S-3020AS | CAM LOCK SET, 2" PARTS A & D, ALUMINUM | EA. | 65.76 |
|  | S-3012ASS | CAM LOCK SET, 1 1/4" PARTS A & D, 316 STAINLESS | EA. | 140.43 |
| | S-3015ASS | CAM LOCK SET, 1 1/2" PARTS A & D, 316 STAINLESS | EA. | 140.43 |
| | S-3020ASS | CAM LOCK SET, 2" PARTS A & D, 316 STAINLESS | EA. | 146.91 |

| | | | | |
|---|----------|-----------------------------|-----|-------|
|  | SWS4X1.2 | WELL SEAL, 4" x 1 1/4", ABS | EA. | 35.47 |
| | SWS4X1.5 | WELL SEAL, 4" x 1 1/2", ABS | EA. | 35.47 |
| | SWS4X2 | WELL SEAL, 4" x 2", ABS | EA. | 35.47 |




MIDC PRICE LIST 2026

| ITEM NUMBER | DESCRIPTION | UNITS | LIST PRICE |
|-------------|-------------|-------|------------|
|-------------|-------------|-------|------------|


DRAINAGE PRODUCTS

SEPARATE DISCOUNT APPLIES TO DRAINAGE PRODUCTS


SQUARE BASINS AND GRATES

| | | | | |
|---|---------------|---|-----|--------|
|  | NDS-1212SD2KB | NDS DRAINECH 12" X 12" CATCH BASIN KIT, 2 OUTLET W /BLACK GRATE | EA. | 58.31 |
| | NDS-1216 | NDS 12" x 12" EXTENSION, 6" | EA. | 42.87 |
|  | NDS-1230 | NDS 12" x 12" LOW PROFILE ADAPTER | EA. | 51.63 |
| | NDS-1221 | NDS 12" x 12" LOW PROFILE ADAPTER, 8" OUTLET | EA. | 70.32 |
| | NDS-1211 | NDS 12" SQUARE GRATE, BLACK | EA. | 62.49 |
| | NDS-1212 | NDS 12" SQUARE GRATE, GREEN | EA. | 62.49 |
| | NDS-1280 | NDS 12" SQUARE ATRIUM GRATE, GREEN | EA. | 93.49 |
| | NDS-1200DSG | NDS 12" X 12" DOWNSPOUT DEFENDER GRATE | EA. | 48.90 |
| | NDS-1244 | NDS 3" & 4" UNIVERSAL OUTLET | EA. | 13.34 |
| | NDS-1266 | NDS 6" UNIVERSAL OUTLET | EA. | 12.46 |
| | NDS-1206 | NDS UNIVERSAL PLUG | EA. | 7.72 |
| | NDS-1882BLKIT | NDS 18" x 18" CATCH BASIN KIT, 2 OUTLET, ONE PIECE | EA. | 478.84 |
|  | NDS-1830 | NDS 18" x 18" LOW PROFILE ADAPTER | EA. | 213.33 |
| | NDS-1811 | NDS 18" x 18" SQUARE GRATE, BLACK | EA. | 268.05 |
| | NDS-1888 | NDS 8" UNIVERSAL OUTLET | EA. | 36.26 |
| | NDS-2400BLKIT | NDS 24" x 24" CATCH BASIN KIT, 2 OUTLET | EA. | 872.37 |
| | NDS-2412 | NDS 24" x 24" SQUARE GRATE, GREEN | EA. | 699.36 |
| | NDS-2410 | NDS 12" UNIVERSAL OUTLET w/KNOCKOUT | EA. | 92.45 |


ROUND GRATES, BASINS & EMITTERS

| | | | | |
|---|---------|---|-----|-------|
|  | NDS-13 | 4" ROUND GRATE, GREEN | EA. | 8.64 |
| | NDS-50 | 6" ROUND GRATE, GREEN | EA. | 22.17 |
| | NDS-75 | 4" ATRIUM GRATE, GREEN | EA. | 27.01 |
| | NDS-90 | 6" ATRIUM GRATE, BLACK | EA. | 38.53 |
| | NDS-101 | NDS DRAINAGE SPEE-D™ BASIN, 6" ROUND, SINGLE OUTLET | EA. | 33.19 |
| | NDS-421 | NDS POP-UP DRAINAGE EMITTER™ w/ELBOW 4" | EA. | 38.41 |


CHANNEL DRAIN - (non-stock)


| | | | | |
|---|----------|--|-----|-------------|
|  | NDS-500 | NDS 3" MINI CHANNEL™ DRAIN x 6' | EA. | CALL |
| | NDS-541 | NDS 3" MINI CHANNEL™ GRATE x 3', GREY | EA. | CALL |
| | NDS-548 | NDS 3" MINI CHANNEL™ COUPLING | EA. | CALL |
| | NDS-547 | NDS 3" MINI CHANNEL™ END CAP | EA. | CALL |
| | NDS-546 | NDS 3" MINI CHANNEL™ END OUTLET, 2" SCH. 40 SPIGOT | EA. | CALL |
| | NDS-5370 | NDS MINI CHANNEL™ TEE, GREY | EA. | CALL |
| | NDS-5380 | NDS MINI CHANNEL™ 90° EL, GREY | EA. | CALL |
| | NDS-529 | STAINLESS STEEL SCREWS FOR GRATE | EA. | 64/Bag CALL |


CORRUGATED PIPE & FITTINGS

| | | | | |
|---|-------------|---|-----|--------|
|  | PR-04DW20PF | CORRUGATED DRAIN PIPE, 4" x 20' DUAL WALL, PERFORATED | EA. | 67.55 |
| | PR-04DW20NP | CORRUGATED DRAIN PIPE, 4" x 20' DUAL WALL, NON PERF. | EA. | 67.55 |
| | PR-06GF20NP | CORRUGATED DRAIN PIPE, 6" x 20' DUAL WALL, NON PERF. | EA. | 108.42 |
| | PR-08GF20NP | CORRUGATED DRAIN PIPE, 8" x 20' DUAL WALL, NON-PERF. | EA. | 181.04 |
| | PR-10DW20NP | CORRUGATED DRAIN PIPE, 10" x 20' DUAL WALL, NON-PERF. | EA. | 233.33 |

SEPARATE DISCOUNT APPLIES TO DUAL WALL DRAIN PIPE











| | | | | |
|---|-------------|---|---------|--------|
|  | PR-040100NP | CORRUGATED DRAIN PIPE, 4" x 100' COIL, NON PERF. | NET/EA. | 59.33 |
| | PR-040250PF | CORRUGATED DRAIN PIPE, 4" x 250' COIL, PERF. | NET/EA. | 150.33 |
| | PR-040250SF | CORRUGATED DRAIN PIPE, 4" x 250' COIL, PERF. W/SOCK | NET/EA. | 200.35 |
| | PR-060100NP | CORRUGATED DRAIN PIPE, 6"x 100' COIL, NON PERF. | NET/EA. | 152.80 |

| | | | | |
|---|--------------|--|---------|-------|
|  | PR-T044 | CORRUGATED TEE, 4" | NET/EA. | 6.98 |
| | PR-E04 | CORRUGATED ELBOW, 4" | NET/EA. | 8.39 |
| | PR-SN04 | CORRUGATED COUPLING, 4" | NET/EA. | 3.38 |
| | PR-PL-IT44CC | ADAPTER, 4" CORRUGATED TO 4" SDR35 & 4" SCH. 40 PVC PIPE | NET/EA. | 15.25 |

| | | | | |
|---|----------|---|---------|-------|
|  | PR-T066B | CORRUGATED BLIND TEE, 6" (USE AS TEE OR ELBOW) | NET/EA. | 11.82 |
| | PR-SN06 | CORRUGATED COUPLING, 6" | NET/EA. | 7.86 |

PLEASE CALL FOR LARGER SIZES

MDC PRICE LIST 2026

| ITEM NUMBER | DESCRIPTION | UNITS | BAG/BOX | LIST PRICE | |
|---|----------------------|---|---------|------------|---------|
| CAST | | | | | |
| LANDSCAPE LIGHTING | | | | | |
| CLASSIC SERIES | | | | | |
|  | C-BL1CB | CAST solid bronze MR-16 Directional Bullet light | EA. | 6 | 197.87 |
| | C-MU1CB | CAST solid bronze small Mushroom Area/Path light, 22" tall ** | EA. | 3 | 289.23 |
| | C-CH5CB | CAST solid bronze mini China Hat Area/Path light ** | EA. | 3 | 202.51 |
| | C-CH1CB | CAST solid bronze small China Hat Area/Path light, 22" tall ** | EA. | 3 | 289.63 |
| | C-BAL1CB | CAST solid bronze MR-16 Area/Path light | EA. | 2 | 370.07 |
| | C-WW1CB | CAST solid bronze Wall Wash light + | EA. | 4 | 248.19 |
| | C-WL6CB | CAST Mini Wash, bracket mount, w/2 x 10w lamps (Discontinued When Stock Depleted) | EA. | 4 | 191.42 |
| | C-ALED2 | CAST LED Path Light conversion module | EA. | 3 | 65.17 |
| CLASSIC SERIES | | | | | |
|  | C-CTL1C | CAST copper Tree light * | EA. | 6 | 265.28 |
| | C-NL1CB | CAST copper Niche light | EA. | 2 | 144.75 |
| | C-DL1CB | CAST solid bronze Deck light * | EA. | 5 | 138.48 |
| | C-EWL5CB | CAST engineered Wall light * | EA. | 12 | 152.77 |
| | C-WLWFLLEAD | CAST Well light w/lead | EA. | 1 | 131.40 |
| CLASSIC SERIES | | | | | |
|  | C-DL1LED1 | CAST LED Deck Light | EA. | 5 | 239.87 |
| | C-BLED141 | CAST LED Bullet light | EA. | 6 | 346.43 |
| | C-TLED141 | CAST LED Tree light | EA. | 6 | 433.17 |
| | C-WL6LED1 | CAST Mini Wash, LED | EA. | 4 | 373.55 |
| | C-WL7KIT | CAST Canopy Mount Assy for Mini Wash | EA. | 4 | 98.59 |
| | C-WL8KIT | CAST stake & mount assembly, 41/2" stem for Mini Wash | EA. | 4 | 104.53 |
| | C-WL9KIT | CAST stake & mount assembly, 18" for Mini Wash | EA. | 4 | 156.27 |
| | C-WW1LED2 | CAST LED Wall Wash light | EA. | 4 | 386.61 |
| CRAFTSMEN SERIES | | | | | |
|  | C-CSL10536B | CAST Craftsman Bronze Spot Light, 105 Lumen, 36° beam | EA. | 6 | 233.87 |
| | C-CSL18336B | CAST Craftsman Bronze Spot Light, 183 Lumen, 36° beam | EA. | 6 | 233.87 |
| | C-CSL18354B | CAST Craftsman Bronze Spot Light, 183 Lumen, 54 beam | EA. | 6 | 233.87 |
| | C-CSL25036B | CAST Craftsman Bronze Spot Light, 105 Lumen, 36° beam | EA. | 6 | 233.87 |
| | C-CW270B | CAST Craftsman Bronze Spot Light, 250 Lumen, 36° beam | EA. | 2 | 233.87 |
| | C-CSL10536B | CAST Craftsman Bronze Wash Light, 270 Lumen | EA. | 6 | 233.87 |
| | C-CPL2B | CAST Craftsman Bronze Path/Area Light | EA. | 2 | 299.92 |
| | C-CDL1B | CAST Craftsman Bronze Deck Light | EA. | 6 | 187.04 |
| | C-CDL1S | CAST Craftsman Silver Deck Light | EA. | 6 | 162.63 |
|  | C-J75SSMTTC | CAST transformer, Journeyman series 75 watt, stainless | EA. | 1 | 286.43 |
| | C-J150SSMT | CAST transformer, Journeyman series 150 watt, stainless | EA. | 1 | 409.55 |
| | C-J300SSMT | CAST transformer, Journeyman series 300 watt, stainless | EA. | 1 | 499.76 |
| | C-J600SSMT | CAST transformer, Journeyman series 600 watt, stainless | EA. | 1 | 706.88 |
| | C-M900SSMT | CAST transformer, Master series, 900 watt, stainless | EA. | 1 | 1250.00 |
|  | C-LW102500 | CAST No-Ox® wire, 10ga 500' spool (call for current pricing) | Spool | | 1065.55 |
| | C-LW122500 | CAST No-Ox® wire, 12ga 500' spool (call for current pricing) | Spool | | 692.40 |
| | C-SS1 | CAST SPIDER-SPLICE® Wire Junction Box | EA. | 5 | 63.52 |
|  | C-TTC | CAST Plug-in manual timer, 24 hr. | EA. | 1 | 36.59 |
| | C-TDTC | CAST Plug-in digital timer, multiple programs | EA. | 1 | 58.32 |
| | C-TPC | CAST Plug-in photo cell | EA. | 1 | 59.07 |
| LAMPS | | | | | |
|  | C-xxxxxx | CAST MR-16, glass covered lamp, 5,000 hr avg. life, various watts & beams | EA. | 10 | 8.49 |
| | C-xxxX | CAST MR-16, glass covered lamp, 10,000 hr avg. life, Service Saver, various watts & beams | EA. | 10 | 19.89 |
| LAMPS | | | | | |
|  | C-ZH1210WSCB | CAST BAYONET MOUNT SINGLE CONTACT LAMP, 10W halogen | EA. | 1 | 14.71 |
| | C-ZH1220WSCB | CAST BAYONET MOUNT SINGLE CONTACT LAMP, 20W halogen | EA. | 1 | 14.71 |
| | C-3156K | CAST WEDGE BASE LAMP, 25W Krypton halogen | EA. | 1 | 11.10 |
| | C-LSCB27K | CAST DYNASTY 1156 LED 1.5W LAMP, SCB SOCKET | EA. | 1 | 26.24 |
| | BLED-MR16-4-2700-30 | MR16 LED LAMP, 4W, 2700K, 30°, replaces 20W halogen *** | EA. | 1 | 42.84 |
| | BLED-MR16-5-2700-30 | MR16 LED LAMP, 5W, 2700K, 30°, replaces 35W halogen *** | EA. | 1 | 50.83 |
| | BLED-PAR36-9-2700-30 | PAR36 LED LAMP, 9W, 2700k, 30° 12V, replaces 35W halogen | EA. | 1 | 101.56 |
| | BLED-BIPIN-G4-WW | G4 BIPIN LED LAMP, 1.2W 12V w/ T-5 WEDGE ADAPTER, replaces 15W halogen | EA. | 1 | 39.61 |
| | BLED-SCB1156-WW | SINGLE CONTACT BAYONET BASE LED LAMP, 2W 12V, replaces 15W halogen | EA. | 1 | 39.61 |
|  | C-OSL | CAST MR-16 OPTICAL SPREAD LENS & RETAINER RING | EA. | 3 | 7.79 |
| | C-XL1 | CAST MR-16 HEXCELL GLARE LOUVER & RETAINER RING | EA. | 3 | 11.73 |
| | C-CSPRS | CAST SPRINKLER SHIELD | EA. | 1 | 16.81 |

+ Use CSWLED2 to convert to LED

** Use CALED2 to convert to LED

* Available in LED Versions

MIDC PRICE LIST 2026



ITEM NUMBER

DESCRIPTION



UNITS BAG/BOX LIST PRICE

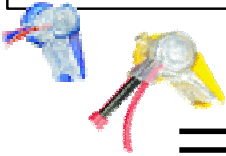
WIRE

(call for current pricing)

| | | | |
|---|--|---------|-----------|
| PG10-WH | 10 GA. P.E. WIRE, WHITE, 2500' SPOOL | 100 FT. | 74.75 |
| PG12-WH | 12 GA. P.E. WIRE, WHITE, 2500' SPOOL | 100 FT. | 46.66 |
|  PG14-RD | 14 GA. P.E. WIRE, RED, 2500' SPOOL | 100 FT. | 27.93 |
| PG14-WH | 14 GA. P.E. WIRE, WHITE, 2500' SPOOL | 100 FT. | 27.93 |
| PG-1460PET-J | 14-2 DECODER CABLE, TWISTED w/JACKET X 2500' | 100 FT. | 54.01/NET |
| PG-1260PET-J | 12-2 DECODER CABLE, TWISTED w/JACKET X 2500' | 100 FT. | 75.46/NET |
| PG16-2-250 | 16-2 LOW VOLTAGE LIGHTING WIRE, 250' SPOOL | EACH | 114.96 |
| PG14-2-250 | 14-2 LOW VOLTAGE LIGHTING WIRE, 250' SPOOL | EACH | 166.00 |
|  PG18-2-500 | 18-2 U.F. WIRE, 500' SPOOL | 100 FT. | 31.73 |
| PG18-5-500 | 18-5 U.F. WIRE, 500' SPOOL | 100 FT. | 54.58 |
| PG18-7-500 | 18-7 U.F. WIRE, 500' SPOOL | 100 FT. | 68.58 |
| PG18-9-500 | 18-9 U.F. WIRE, 500' SPOOL | 100 FT. | 91.37 |
| PG18-10-500 | 18-10 U.F. WIRE, 500' SPOOL | 100 FT. | 97.20 |
| PG18-13-500 | 18-13 U.F. WIRE, 500' SPOOL | 100 FT. | 122.25 |
| PG-090082 | 6' POWER CORD w/3 PRONG PLUG | NET EA. | 7.41 |

WATERPROOF WIRE CONNECTORS

| | | | | |
|---|--|-----|---------|------|
|  SA-101OR | WATERPROOF WIRE CONNECTOR, 18-14 GA. w/Orange wire nut | EA. | 50/1000 | 0.91 |
| SA-102Y | WATERPROOF WIRE CONNECTOR, 16-12 GA. w/Yellow wire nut | EA. | 50/1000 | 1.07 |
| SA-103 | WATERPROOF WIRE CONNECTOR, 12-8 GA w/Red wire nut | EA. | 25/500 | 1.98 |
| SA-DBR/Y-6 | 3M DBR/Y WATERPROOF WIRE SPLICE | EA. | 100/BOX | 3.56 |
|  SA-BVS-1 | BLAZING™ SNAPLOC WIRE CONNECTOR, BVS-1, 18 GA | EA. | 25/250 | 2.03 |
| SA-BVS-2 | BLAZING™ SNAPLOC WIRE CONNECTOR, BVS-2, 14 & 12 GA | EA. | 20/100 | 4.08 |



RENTAL EQUIPMENT

TRADE ONLY

| | |
|--------------------------------------|--------|
| BURKEEN B-30 VIBRATORY PLOW, 30 H.P. | 350.00 |
| WIRE LOCATOR | 70.00 |
| GROUND FAULT FINDER | 100.00 |

MIDC PRICE LIST 2026



| Arc Setting | MP1000* | | | | | MP2000* | | | | | MP3000** | | | | |
|-------------|---------|---------|------|---------|---------|---------|---------|------|---------|---------|----------|---------|------|---------|---------|
| | PSI | Rad.Ft. | GPM | in/hr.⊘ | in/hr.⊘ | PSI | Rad.Ft. | GPM | in/hr.⊘ | in/hr.⊘ | PSI | Rad.Ft. | GPM | in/hr.⊘ | in/hr.⊘ |
| 90° | 25 | - | - | - | - | 25 | 17 | 0.31 | 0.41 | 0.48 | 25 | 25 | 0.69 | 0.43 | 0.49 |
| | 30 | 12 | 0.16 | 0.43 | 0.50 | 30 | 18 | 0.33 | 0.39 | 0.45 | 30 | 27 | 0.74 | 0.39 | 0.45 |
| | 35 | 13 | 0.18 | 0.40 | 0.46 | 35 | 19 | 0.37 | 0.39 | 0.46 | 35 | 28 | 0.80 | 0.39 | 0.45 |
| | 40 | 14 | 0.19 | 0.39 | 0.45 | 40 | 20 | 0.40 | 0.39 | 0.44 | 40 | 30 | 0.86 | 0.37 | 0.43 |
| | 45 | 14 | 0.20 | 0.39 | 0.45 | 45 | 21 | 0.42 | 0.37 | 0.42 | 45 | 30 | 0.91 | 0.39 | 0.45 |
| | 50 | 14 | 0.21 | 0.38 | 0.43 | 50 | 22 | 0.44 | 0.35 | 0.40 | 50 | 30 | 0.96 | 0.41 | 0.47 |
| 180° | 25 | - | - | - | - | 25 | 16 | 0.58 | 0.44 | 0.50 | 25 | 25 | 1.44 | 0.44 | 0.51 |
| | 30 | 12 | 0.32 | 0.43 | 0.50 | 30 | 17 | 0.63 | 0.42 | 0.49 | 30 | 27 | 1.58 | 0.42 | 0.48 |
| | 35 | 13 | 0.35 | 0.40 | 0.46 | 35 | 18 | 0.69 | 0.41 | 0.47 | 35 | 28 | 1.70 | 0.42 | 0.48 |
| | 40 | 14 | 0.37 | 0.39 | 0.45 | 40 | 19 | 0.74 | 0.39 | 0.45 | 40 | 30 | 1.82 | 0.39 | 0.45 |
| | 45 | 14 | 0.40 | 0.39 | 0.45 | 45 | 20 | 0.78 | 0.38 | 0.43 | 45 | 30 | 1.93 | 0.41 | 0.48 |
| | 50 | 15 | 0.41 | 0.38 | 0.43 | 50 | 21 | 0.83 | 0.36 | 0.41 | 50 | 30 | 2.04 | 0.44 | 0.50 |
| 210° | 25 | - | - | - | - | 25 | 16 | 0.68 | 0.44 | 0.50 | 25 | 25 | 1.68 | 0.44 | 0.51 |
| | 30 | 12 | 0.37 | 0.43 | 0.50 | 30 | 17 | 0.74 | 0.42 | 0.49 | 30 | 27 | 1.84 | 0.42 | 0.48 |
| | 35 | 13 | 0.41 | 0.40 | 0.46 | 35 | 18 | 0.80 | 0.41 | 0.47 | 35 | 28 | 1.99 | 0.42 | 0.48 |
| | 40 | 14 | 0.43 | 0.39 | 0.45 | 40 | 19 | 0.86 | 0.39 | 0.45 | 40 | 30 | 2.12 | 0.39 | 0.45 |
| | 45 | 14 | 0.46 | 0.39 | 0.45 | 45 | 20 | 0.92 | 0.38 | 0.43 | 45 | 30 | 2.25 | 0.41 | 0.48 |
| | 50 | 15 | 0.48 | 0.38 | 0.43 | 50 | 21 | 0.97 | 0.36 | 0.41 | 50 | 30 | 2.37 | 0.43 | 0.50 |
| 270° | 25 | - | - | - | - | 25 | 16 | 0.87 | 0.44 | 0.50 | 25 | 25 | 2.19 | 0.45 | 0.52 |
| | 30 | 12 | 0.48 | 0.43 | 0.50 | 30 | 17 | 0.95 | 0.42 | 0.49 | 30 | 27 | 2.37 | 0.42 | 0.48 |
| | 35 | 13 | 0.54 | 0.40 | 0.46 | 35 | 18 | 1.03 | 0.41 | 0.47 | 35 | 28 | 2.55 | 0.42 | 0.48 |
| | 40 | 14 | 0.57 | 0.39 | 0.45 | 40 | 19 | 1.10 | 0.39 | 0.45 | 40 | 30 | 2.73 | 0.39 | 0.45 |
| | 45 | 14 | 0.60 | 0.39 | 0.45 | 45 | 20 | 1.17 | 0.38 | 0.43 | 45 | 30 | 2.89 | 0.41 | 0.48 |
| | 50 | 15 | 0.63 | 0.38 | 0.43 | 50 | 21 | 1.23 | 0.36 | 0.41 | 50 | 30 | 3.06 | 0.44 | 0.50 |
| 360° | 25 | - | - | - | - | 25 | 16 | 1.16 | 0.44 | 0.50 | 25 | 25 | 2.88 | 0.44 | 0.51 |
| | 30 | 12 | 0.65 | 0.43 | 0.50 | 30 | 17 | 1.27 | 0.42 | 0.49 | 30 | 27 | 3.15 | 0.42 | 0.48 |
| | 35 | 13 | 0.71 | 0.40 | 0.47 | 35 | 18 | 1.37 | 0.41 | 0.47 | 35 | 28 | 3.40 | 0.42 | 0.48 |
| | 40 | 14 | 0.75 | 0.39 | 0.46 | 40 | 19 | 1.47 | 0.39 | 0.45 | 40 | 30 | 3.64 | 0.39 | 0.45 |
| | 45 | 14 | 0.80 | 0.39 | 0.45 | 45 | 20 | 1.56 | 0.38 | 0.43 | 45 | 30 | 3.86 | 0.41 | 0.48 |
| | 50 | 15 | 0.84 | 0.38 | 0.44 | 50 | 21 | 1.64 | 0.36 | 0.41 | 50 | 30 | 4.07 | 0.44 | 0.50 |

*To obtain full radius reduction for the MP1000 and MP2000, operate at a maximum of 30 PSI. ** When operating the MP3000 at full radius reduction maintain a minimum pressure of 40 PSI to assure reliable operation. Radius measured on a 4" high riser. Precipitation rates are based on head-to-head throw coverage.

| Arc Setting | PSI | Rad. Ft. | GPM |
|-------------|-----|----------|------|
| 90° | 25 | - | - |
| | 30 | 12.0 | 0.17 |
| | 35 | 13.0 | 0.18 |
| | 40 | 13.5 | 0.19 |
| | 45 | 14.0 | 0.21 |
| 180° | 25 | 10.5 | 0.31 |
| | 30 | 12.0 | 0.34 |
| | 35 | 13.0 | 0.36 |
| | 40 | 13.5 | 0.39 |
| | 45 | 14.0 | 0.41 |
| 270° | 25 | 15.0 | 0.46 |
| | 30 | 12.0 | 0.39 |
| | 35 | 13.0 | 0.42 |
| | 40 | 13.5 | 0.45 |
| | 45 | 14.0 | 0.48 |
| 360° | 25 | 15.0 | 0.51 |
| | 30 | 12.0 | 0.42 |
| | 35 | 13.0 | 0.45 |
| | 40 | 13.5 | 0.48 |
| | 45 | 14.0 | 0.51 |

| MP LEFT STRIP | | | | MP SIDE STRIP | | | | MP RIGHT STRIP | | | |
|---------------|-------------------|----------------|------------|---------------|-------------------|----------------|------------|----------------|-------------------|----------------|------------|
| PSI | Unadjusted Radius | Reduced Radius | Precip.*** | PSI | Unadjusted Radius | Reduced Radius | Precip.*** | PSI | Unadjusted Radius | Reduced Radius | Precip.*** |
| 30 | .19 | .14 | .49 | 30 | .38 | .27 | .49 | 30 | .19 | .14 | .49 |
| 35 | .21 | .15 | .49 | 35 | .41 | .30 | .49 | 35 | .21 | .15 | .49 |
| 40 | .22 | .16 | .48 | 40 | .44 | .32 | .48 | 40 | .22 | .16 | .48 |
| 45 | .23 | .17 | .48 | 45 | .47 | .34 | .48 | 45 | .23 | .17 | .48 |
| 50 | .25 | .18 | .48 | 50 | .49 | .36 | .48 | 50 | .25 | .18 | .48 |
| 55 | .26 | .19 | .48 | 55 | .51 | .38 | .48 | 55 | .26 | .19 | .48 |

***The slightly higher precipitation rate of the MP Strips is intentional. It compensates for the significant proportion of edge watering in strip applications.

MP1000
8-15' radius

MP1000 (Female Thread) MP1000T (Male Thread)

MP2000
13-21' radius

MP2000 (Female Thread) MP2000T (Male Thread)

MP3000
22-30' radius

MP3000 (Female Thread) MP3000T (Male Thread)

The MP Rotator® covers a radius of 8-30' (including the 25% radius reduction capability). To achieve maximum radius reduction with any MP Rotator model use a 30 PSI regulating spray head body.

| MP ROTATOR PERFORMANCE DATA | | | | | |
|-----------------------------|----------------|--------------|------------|------------|--------------|
| MP3500 | | | | | |
| Radius: 31' to 35' | | | | | |
| Adjustable Arc | | | | | |
| ● Light Brown: 90° to 210° | | | | | |
| Arc | Pressure (PSI) | Radius (FT.) | Flow (GPM) | Flow (GPH) | Precip in/hr |
| 90° | 25 | 33 | 1.04 | 62.4 | 0.37 0.42 |
| | 30 | 34 | 1.13 | 67.8 | 0.38 0.43 |
| | 35 | 34 | 1.21 | 72.6 | 0.40 0.47 |
| | 40 | 35 | 1.28 | 76.8 | 0.40 0.46 |
| | 45 | 35 | 1.38 | 82.8 | 0.43 0.50 |
| 180° | 25 | 33 | 2.21 | 132.6 | 0.39 0.45 |
| | 30 | 34 | 2.24 | 134.4 | 0.37 0.43 |
| | 35 | 34 | 2.65 | 159.0 | 0.44 0.51 |
| | 40 | 35 | 2.86 | 171.6 | 0.45 0.52 |
| | 45 | 35 | 3.10 | 186.0 | 0.49 0.56 |
| 210° | 25 | 33 | 3.21 | 192.6 | 0.50 0.58 |
| | 30 | 35 | 3.28 | 196.8 | 0.52 0.60 |
| | 35 | 35 | 3.28 | 196.8 | 0.52 0.60 |
| | 40 | 35 | 3.29 | 197.4 | 0.44 0.51 |
| | 45 | 35 | 3.54 | 212.4 | 0.48 0.55 |

Bold = Recommended Pressure

MP ROTATOR NOZZLE CHARTS

K-RAIN VALVE OPERATING SPECIFICATIONS



VALVE FLOW RATE CHARTS

SPECIFICATIONS

- Dimensions: HEIGHT: 4"
WIDTH: 3"
LENGTH: 5-1/4"
- Flow Range: .75 - 35 GPM
- Pressure Rating: 20 - 150 PSI
- Pressure Loss @ 30 GPM - 5 PSI
- Solenoid: 24 VAC 60 Cycle
- Inrush Current: .43 Amps
- Holding Current: .25 Amps

OPERATING SPECIFICATIONS

| ProSeries 150 1 1/2" VALVE | | | | | | | |
|----------------------------|-------|-----|-----|-----|-----|-----|-----|
| FLOW RATE - GPM | | 20 | 30 | 40 | 50 | 60 | 80 |
| PSI LOSS | GLOBE | 3.0 | 2.6 | 2.3 | 2.9 | 4.1 | 5.5 |
| | ANGLE | 2.7 | 2.2 | 1.9 | 2.2 | 3.0 | 4.4 |

| ProSeries 150 2" VALVE | | | | | | | | | |
|------------------------|-------|-----|-----|-----|-----|-----|-----|-----|-----|
| FLOW RATE - GPM | | 20 | 30 | 40 | 50 | 60 | 80 | 100 | 120 |
| PSI LOSS | GLOBE | 2.0 | 1.9 | 1.7 | 1.5 | 1.6 | 2.9 | 4.8 | 6.2 |
| | ANGLE | 1.9 | 1.9 | 1.7 | 1.5 | 1.5 | 2.1 | 3.2 | 4.6 |

PRESSURE RANGE: 10-150 PSI

OPERATING SPECIFICATIONS

| ProSeries 150 1" VALVE WITH JAR-TOP | | | | | | |
|-------------------------------------|--|-----|-----|-----|-----|-----|
| FLOW RATE - GPM | | 5 | 10 | 15 | 20 | 30 |
| PSI LOSS | | 3.3 | 3.9 | 2.9 | 3.2 | 6.1 |

PRESSURE RANGE: 10-150 PSI

***Irritrol* SYSTEMS IRRITROL SYSTEMS VALVES**
2400/2600 SERIES

| Model | Size | Flow Rate-GPM | | | | | Pressure Loss-PSI |
|-------------|------|---------------|------|------|------|------|-------------------|
| | | 5 | 10 | 15 | 20 | 30 | |
| 2400 Series | 1" | 3.50 | 4.00 | 2.97 | 3.26 | 6.20 | |
| 2600 Series | 1" | 3.34 | 2.15 | 1.78 | 1.90 | 3.85 | |

1) When designing a system, the industry standard for flow rate velocity through pipes and fittings is 5 FPS.
2) Pressure loss data are derived from valves independently tested by CIT, Fresno, CA.

200B SERIES

| Model | Size | Globe Angle | Flow Rate-GPM | | | | | | | | | | Pressure Loss-PSI | |
|-------|--------|-------------|---------------|------|------|------|------|------|------|------|------|------|-------------------|-----|
| | | | 5 | 10 | 15 | 20 | 30 | 40 | 50 | 60 | 80 | 100 | | 120 |
| 214B | 1" | G | 3.36 | 2.60 | 1.82 | 2.35 | 5.40 | 9.73 | | | | | | |
| | | A | 3.09 | 2.20 | 1.48 | 1.98 | 4.00 | 8.12 | | | | | | |
| 216B | 1 1/2" | G | | | | 3.04 | 2.66 | 2.33 | 2.97 | 4.14 | 5.62 | | | |
| | | A | | | | 2.76 | 2.24 | 1.99 | 2.30 | 3.10 | 4.42 | | | |
| 217B | 2" | G | | | | 2.00 | 1.93 | 1.73 | 1.55 | 1.68 | 2.99 | 4.85 | 6.31 | |
| | | A | | | | 2.00 | 1.93 | 1.73 | 1.55 | 1.59 | 2.15 | 3.27 | 4.88 | |

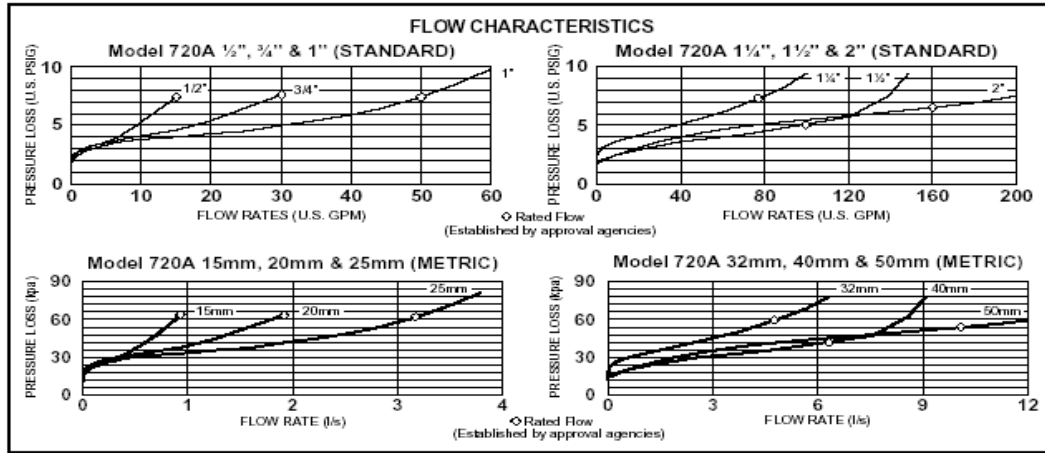
1) When designing a system, the industry standard for flow rate velocity through pipes and fittings is 5 FPS.
2) Pressure loss data are derived from valves independently tested by CIT, Fresno, CA.



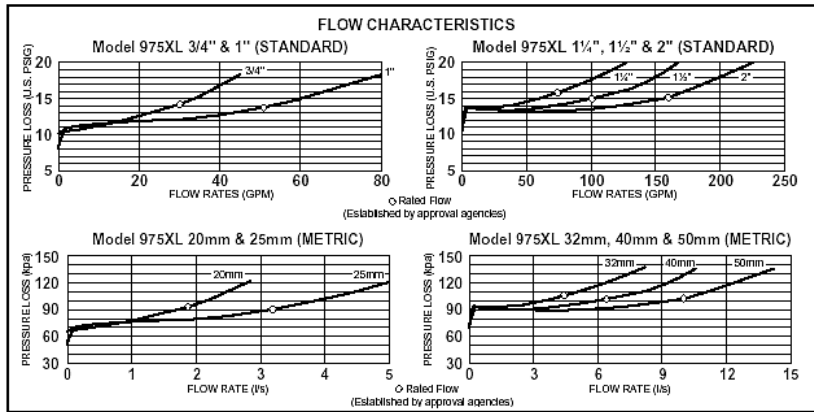
WILKINS

PRESSURE LOSS CHARTS

WILKINS 720A PRESSURE VACUUM BREAKER FLOW

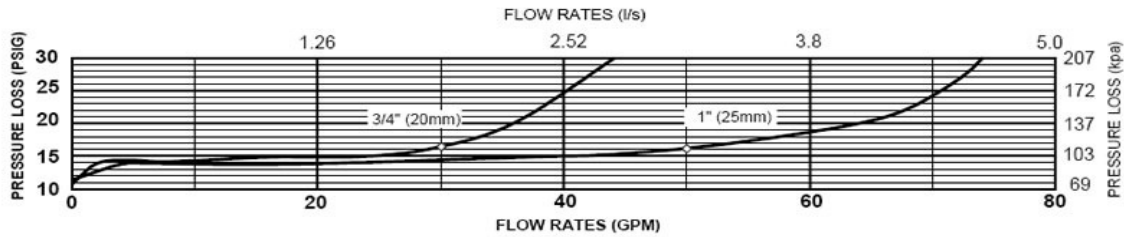


WILKINS 975XL REDUCED PRESSURE DEVICE FLOW



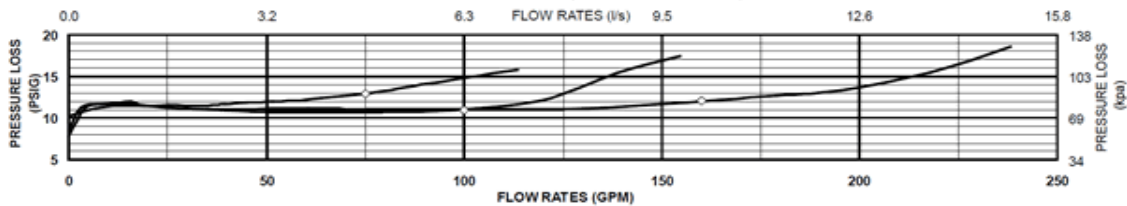
WILKINS 375XL REDUCED PRESSURE DEVICE FLOW CHARACTERISTICS

MODEL 375 3/4\" & 1\" (STANDARD & METRIC)



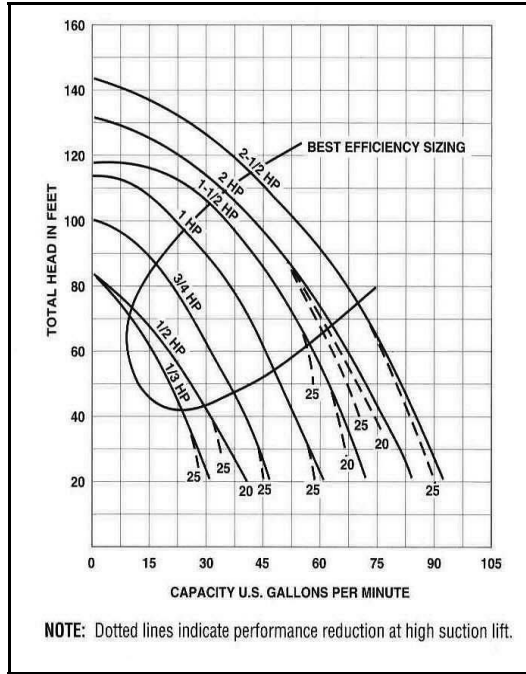
◇ Rated Flow (Established by approval agencies)

MODEL 375XL 1-1/4\" - 2\" (STANDARD & METRIC)



WILKINS PRESSURE LOSS CHARTS

STA-RITE®
STA-RITE JH SERIES



PUMP CURVES

USEFUL FORMULAS & CONVERSION FACTORS

FEET HEAD x .433 = PSI

PSI x 2.31 = FEET HEAD

ACRE INCHES PER HOUR x 453 = GPM

ACRE x 43,560 = SQUARE FEET

DIAMETER OF CIRCLE x 3.1416 = CIRCUMFERENCE OF CIRCLE

CIRCUMFERENCE OF CIRCLE x .3183 = DIAMETER OF CIRCLE

MIDC PRICE LIST 2026

POLYETHYLENE (PE) SDR-PRESSURE RATED TUBE

(2306, 3206, 3306) SDR 7, 9, 11.5, 15 C = 140
PSI LOSS PER 100 FEET OF TUBE (PSI/100 FT)

Velocity of flow values are computed from the general equation:

$$V = .408 \frac{Q}{d^2}$$

Friction pressure loss values are computed from the equation:

$$h_f = 0.2083 \left(\frac{100}{C} \right)^{1.852} \frac{Q^{1.852}}{d^{4.866}}$$

Sizes 1/2" thru 6"
Flow GPM 1 thru 600

| | | | | | | | | | | |
|------|-------|-------|-------|--------|--------|-------|--------|-------|-------|-------|
| SIZE | 1/2" | 3/4" | 1" | 1 1/4" | 1 1/2" | 2" | 2 1/2" | 3" | 4" | 6" |
| ID | 0.622 | 0.824 | 1.049 | 1.380 | 1.610 | 2.067 | 2.469 | 3.068 | 4.026 | 6.065 |

| Flow G.P.M. | 1/2" | | 3/4" | | 1" | | 1 1/4" | | 1 1/2" | | 2" | | 2 1/2" | | 3" | | 4" | | 6" | |
|----------------|--------------------|----------------|--------------------|----------------|--------------------|----------------|--------------------|----------------|--------------------|----------------|--------------------|----------------|--------------------|----------------|--------------------|----------------|--------------------|----------------|--------------------|----------------|
| | Velocity F.P.S. | P.S.I. Loss | Velocity F.P.S. | P.S.I. Loss | Velocity F.P.S. | P.S.I. Loss | Velocity F.P.S. | P.S.I. Loss | Velocity F.P.S. | P.S.I. Loss | Velocity F.P.S. | P.S.I. Loss | Velocity F.P.S. | P.S.I. Loss | Velocity F.P.S. | P.S.I. Loss | Velocity F.P.S. | P.S.I. Loss | Velocity F.P.S. | P.S.I. Loss |
| 1 | 1.05 | 0.49 | 0.60 | 0.12 | 0.37 | 0.04 | 0.21 | 0.01 | 0.15 | 0.00 | 0.09 | 0.00 | | | | | | | | |
| 2 | 2.10 | 1.76 | 1.20 | 0.45 | 0.74 | 0.14 | 0.42 | 0.04 | 0.31 | 0.02 | 0.19 | 0.01 | | | | | | | | |
| 3 | 3.16 | 3.73 | 1.80 | 0.95 | 1.11 | 0.29 | 0.64 | 0.08 | 0.47 | 0.04 | 0.28 | 0.01 | 0.20 | 0.00 | | | | | | |
| 4 | 4.21 | 6.35 | 2.40 | 1.62 | 1.48 | 0.50 | 0.85 | 0.13 | 0.62 | 0.06 | 0.38 | 0.02 | 0.26 | 0.01 | | | | | | |
| 5 | 5.27 | 9.60 | 3.00 | 2.44 | 1.85 | 0.76 | 1.07 | 0.20 | 0.78 | 0.09 | 0.47 | 0.03 | 0.33 | 0.01 | 0.21 | 0.00 | | | | |
| 6 | 6.32 | 13.46 | 3.60 | 3.43 | 2.22 | 1.06 | 1.28 | 0.28 | 0.94 | 0.13 | 0.57 | 0.04 | 0.40 | 0.02 | 0.26 | 0.01 | | | | |
| 7 | 7.38 | 17.91 | 4.20 | 4.56 | 2.59 | 1.41 | 1.49 | 0.37 | 1.10 | 0.18 | 0.66 | 0.05 | 0.46 | 0.02 | 0.30 | 0.01 | | | | |
| 8 | 8.43 | 22.93 | 4.80 | 5.84 | 2.96 | 1.80 | 1.71 | 0.47 | 1.25 | 0.22 | 0.76 | 0.07 | 0.53 | 0.03 | 0.34 | 0.01 | | | | |
| 9 | 9.49 | 28.52 | 5.40 | 7.26 | 3.33 | 2.24 | 1.92 | 0.59 | 1.41 | 0.28 | 0.85 | 0.08 | 0.60 | 0.03 | 0.39 | 0.01 | | | | |
| 10 | 10.54 | 34.67 | 6.00 | 8.82 | 3.70 | 2.73 | 2.14 | 0.72 | 1.57 | 0.34 | 0.95 | 0.10 | 0.66 | 0.04 | 0.43 | 0.01 | | | | |
| 11 | 11.60 | 41.36 | 6.60 | 10.53 | 4.07 | 3.25 | 2.35 | 0.86 | 1.73 | 0.40 | 1.05 | 0.12 | 0.73 | 0.05 | 0.47 | 0.02 | 0.27 | 0.00 | | |
| 12 | 12.65 | 48.60 | 7.21 | 12.37 | 4.44 | 3.82 | 2.57 | 1.01 | 1.88 | 0.48 | 1.14 | 0.14 | 0.80 | 0.06 | 0.52 | 0.02 | 0.30 | 0.01 | | |
| 14 | 14.76 | 64.65 | 8.41 | 16.46 | 5.19 | 5.08 | 2.99 | 1.34 | 2.20 | 0.63 | 1.33 | 0.19 | 0.93 | 0.08 | 0.60 | 0.03 | 0.35 | 0.01 | | |
| 16 | 16.87 | 82.79 | 9.61 | 21.07 | 5.93 | 6.51 | 3.42 | 1.71 | 2.51 | 0.81 | 1.52 | 0.24 | 1.07 | 0.10 | 0.69 | 0.04 | 0.40 | 0.01 | | |
| 18 | 18.98 | 102.97 | 10.81 | 26.21 | 6.67 | 8.10 | 3.85 | 2.13 | 2.83 | 1.01 | 1.71 | 0.30 | 1.20 | 0.13 | 0.78 | 0.04 | 0.45 | 0.01 | | |
| 20 | | | 12.01 | 31.86 | 7.41 | 9.84 | 4.28 | 2.59 | 3.14 | 1.22 | 1.90 | 0.36 | 1.33 | 0.15 | 0.86 | 0.05 | 0.50 | 0.01 | | |
| 22 | | | 13.21 | 38.01 | 8.15 | 11.74 | 4.71 | 3.09 | 3.46 | 1.46 | 2.10 | 0.43 | 1.47 | 0.18 | 0.95 | 0.06 | 0.55 | 0.02 | | |
| 24 | | | 14.42 | 44.65 | 8.89 | 13.79 | 5.14 | 3.63 | 3.77 | 1.72 | 2.29 | 0.51 | 1.60 | 0.21 | 1.04 | 0.07 | 0.60 | 0.02 | | |
| 26 | | | 15.62 | 41.79 | 9.64 | 16.00 | 5.57 | 4.21 | 4.09 | 1.99 | 2.48 | 0.59 | 1.74 | 0.25 | 1.12 | 0.09 | 0.65 | 0.02 | | |
| 28 | | | 16.82 | 59.41 | 10.38 | 18.35 | 5.99 | 4.83 | 4.40 | 2.28 | 2.67 | 0.68 | 1.87 | 0.29 | 1.21 | 0.10 | 0.70 | 0.03 | | |
| 30 | | | 18.02 | 67.50 | 11.12 | 20.85 | 6.42 | 5.49 | 4.72 | 2.59 | 2.86 | 0.77 | 2.00 | 0.32 | 1.30 | 0.11 | 0.75 | 0.03 | 0.33 | 0.00 |
| 35 | | | | | 12.97 | 27.74 | 7.49 | 7.31 | 5.50 | 3.45 | 3.34 | 1.02 | 2.34 | 0.43 | 1.51 | 0.15 | 0.88 | 0.04 | 0.38 | 0.01 |
| 40 | | | | | 14.83 | 35.53 | 8.56 | 9.36 | 6.29 | 4.42 | 3.81 | 1.31 | 2.67 | 0.55 | 1.73 | 0.19 | 1.00 | 0.05 | 0.44 | 0.01 |
| 45 | | | | | 16.68 | 44.19 | 9.64 | 11.64 | 7.08 | 5.50 | 4.29 | 1.63 | 3.01 | 0.69 | 1.95 | 0.24 | 1.13 | 0.06 | 0.49 | 0.01 |
| 50 | | | | | 18.53 | 53.71 | 10.71 | 14.14 | 7.87 | 6.68 | 4.77 | 1.98 | 3.34 | 0.83 | 2.16 | 0.29 | 1.25 | 0.08 | 0.55 | 0.01 |
| 55 | | | | | | | 11.78 | 16.87 | 8.65 | 7.97 | 5.25 | 2.36 | 3.68 | 1.00 | 2.38 | 0.35 | 1.38 | 0.09 | 0.61 | 0.01 |
| 60 | | | | | | | 12.85 | 19.82 | 9.44 | 9.36 | 5.72 | 2.78 | 4.01 | 1.17 | 2.60 | 0.41 | 1.51 | 0.11 | 0.66 | 0.01 |
| 65 | | | | | | | 13.92 | 22.99 | 10.23 | 10.86 | 6.20 | 3.22 | 4.35 | 1.36 | 2.81 | 0.47 | 1.63 | 0.13 | 0.72 | 0.02 |
| 70 | | | | | | | 14.99 | 26.37 | 11.01 | 12.46 | 6.68 | 3.69 | 4.68 | 1.56 | 3.03 | 0.54 | 1.76 | 0.14 | 0.77 | 0.02 |
| 75 | | | | | | | 16.06 | 29.97 | 11.80 | 14.16 | 7.16 | 4.20 | 5.01 | 1.77 | 3.25 | 0.61 | 1.88 | 0.16 | 0.83 | 0.02 |
| 80 | | | | | | | 17.13 | 33.77 | 12.59 | 15.95 | 7.63 | 4.73 | 5.35 | 1.99 | 3.46 | 0.69 | 2.01 | 0.18 | 0.88 | 0.03 |
| 85 | | | | | | | 18.21 | 37.79 | 13.37 | 17.85 | 8.11 | 5.29 | 5.68 | 2.23 | 3.68 | 0.77 | 2.13 | 0.21 | 0.94 | 0.03 |
| 90 | | | | | | | 19.28 | 42.01 | 14.16 | 19.84 | 8.59 | 5.88 | 6.02 | 2.48 | 3.90 | 0.86 | 2.26 | 0.23 | 0.99 | 0.03 |
| 95 | | | | | | | | | 14.95 | 21.93 | 9.07 | 6.50 | 6.35 | 2.74 | 4.11 | 0.95 | 2.39 | 0.25 | 1.05 | 0.03 |
| 100 | | | | | | | | | 15.74 | 24.12 | 9.54 | 7.15 | 6.69 | 3.01 | 4.33 | 1.05 | 2.51 | 0.28 | 1.10 | 0.04 |
| 110 | | | | | | | | | 17.31 | 28.77 | 10.50 | 8.53 | 7.36 | 3.59 | 4.76 | 1.25 | 2.76 | 0.33 | 1.22 | 0.05 |
| 120 | | | | | | | | | 18.88 | 33.80 | 11.45 | 10.02 | 8.03 | 4.22 | 5.20 | 1.47 | 3.02 | 0.39 | 1.33 | 0.05 |
| 130 | | | | | | | | | | | 12.41 | 11.62 | 8.70 | 4.90 | 5.63 | 1.70 | 3.27 | 0.45 | 1.44 | 0.06 |
| 140 | | | | | | | | | | | 13.36 | 13.33 | 9.37 | 5.62 | 6.06 | 1.95 | 3.52 | 0.52 | 1.55 | 0.07 |
| 150 | | | | | | | | | | | 14.32 | 15.15 | 10.03 | 6.38 | 6.50 | 2.22 | 3.77 | 0.59 | 1.66 | 0.08 |
| 160 | | | | | | | | | | | 15.27 | 17.08 | 10.70 | 7.19 | 6.93 | 2.50 | 4.02 | 0.67 | 1.77 | 0.09 |
| 170 | | | | | | | | | | | 16.23 | 19.11 | 11.37 | 8.05 | 7.36 | 2.80 | 4.27 | 0.75 | 1.88 | 0.10 |
| 180 | | | | | | | | | | | 17.18 | 21.24 | 12.04 | 8.95 | 7.08 | 3.11 | 4.53 | 0.83 | 1.99 | 0.11 |
| 190 | | | | | | | | | | | 18.14 | 23.48 | 12.71 | 9.89 | 8.23 | 3.44 | 4.78 | 0.92 | 2.10 | 0.12 |
| 200 | | | | | | | | | | | 19.09 | 25.81 | 13.38 | 10.87 | 8.66 | 3.78 | 5.03 | 1.01 | 2.21 | 0.14 |
| 225 | | | | | | | | | | | | | 15.05 | 13.52 | 9.75 | 4.70 | 5.66 | 1.25 | 2.49 | 0.17 |
| 250 | | | | | | | | | | | | | 16.73 | 16.44 | 10.83 | 5.71 | 6.29 | 1.52 | 2.77 | 0.21 |
| 275 | | | | | | | | | | | | | 18.40 | 19.61 | 11.92 | 6.82 | 6.92 | 1.82 | 3.05 | 0.25 |
| 300 | | | | | | | | | | | | | | | 13.00 | 8.01 | 7.55 | 2.13 | 3.32 | 0.29 |
| 325 | | | | | | | | | | | | | | | 14.08 | 9.29 | 8.18 | 2.48 | 3.60 | 0.34 |
| 350 | | | | | | | | | | | | | | | 15.17 | 10.65 | 8.81 | 2.84 | 3.88 | 0.39 |
| 375 | | | | | | | | | | | | | | | 16.25 | 12.10 | 9.43 | 3.23 | 4.15 | 0.44 |
| 400 | | | | | | | | | | | | | | | 17.33 | 13.64 | 10.06 | 3.64 | 4.43 | 0.50 |
| 425 | | | | | | | | | | | | | | | 18.42 | 15.26 | 10.69 | 4.07 | 4.71 | 0.55 |
| 450 | | | | | | | | | | | | | | | 19.50 | 16.97 | 11.32 | 4.52 | 4.99 | 0.62 |
| 475 | | | | | | | | | | | | | | | | | 11.95 | 5.00 | 5.26 | 0.68 |
| 500 | | | | | | | | | | | | | | | | | 12.58 | 5.50 | 5.54 | 0.75 |
| 550 | | | | | | | | | | | | | | | | | 13.84 | 6.56 | 6.10 | 1.89 |
| 600 | | | | | | | | | | | | | | | | | 15.10 | 7.70 | 6.65 | 1.05 |

Note: Shaded areas of chart indicate velocities over 5' per second. Use with Caution.

MIDC PRICE LIST 2026

PVC CLASS 160 IPS PLASTIC PIPE

(1120, 1220) SDR 26 C = 150
PSI LOSS PER 100 FEET OF PIPE (PSI/100 FT)

Velocity of flow values are computed from the general equation:

$$V = .408 \frac{Q}{d^2}$$

Friction pressure loss values are computed from the equation:

$$h_f = 0.2083 \left(\frac{100}{c}\right)^{1.852} \frac{Q^{1.852}}{d^{4.866}}$$

| SIZE | Sizes 1" thru 6" | | | | | | | | | | | | | | | |
|-------------|---------------------|-------------|-----------------|-------------|-----------------|-------------|-----------------|-------------|-----------------|-------------|-----------------|-------------|-----------------|-------------|-----------------|-------------|
| | Flow GPM 1 thru 600 | | | | | | | | | | | | | | | |
| | 1" | 1 1/4" | 1 1/2" | 2" | 2 1/2" | 3" | 4" | 6" | | | | | | | | |
| OD | 1.315 | 1.660 | 1.900 | 2.375 | 2.875 | 3.500 | 4.500 | 6.625 | | | | | | | | |
| ID | 1.211 | 1.548 | 1.784 | 2.229 | 2.699 | 3.284 | 4.224 | 6.217 | | | | | | | | |
| WALL THK | 0.052 | 0.056 | 0.058 | 0.073 | 0.088 | 0.108 | 0.138 | 0.204 | | | | | | | | |
| Flow G.P.M. | Velocity F.P.S. | P.S.I. Loss | Velocity F.P.S. | P.S.I. Loss | Velocity F.P.S. | P.S.I. Loss | Velocity F.P.S. | P.S.I. Loss | Velocity F.P.S. | P.S.I. Loss | Velocity F.P.S. | P.S.I. Loss | Velocity F.P.S. | P.S.I. Loss | Velocity F.P.S. | P.S.I. Loss |
| 1 | 0.28 | 0.02 | 0.17 | 0.01 | 0.13 | 0.00 | | | | | | | | | | |
| 2 | 0.57 | 0.06 | 0.34 | 0.02 | 0.26 | 0.01 | 0.16 | 0.00 | | | | | | | | |
| 3 | 0.85 | 0.14 | 0.52 | 0.04 | 0.39 | 0.02 | 0.25 | 0.01 | | | | | | | | |
| 4 | 1.14 | 0.23 | 0.69 | 0.07 | 0.53 | 0.04 | 0.33 | 0.01 | 0.23 | 0.00 | | | | | | |
| 5 | 1.42 | 0.35 | 0.86 | 0.11 | 0.66 | 0.05 | 0.42 | 0.02 | 0.28 | 0.01 | | | | | | |
| 6 | 1.71 | 0.49 | 1.04 | 0.15 | 0.79 | 0.08 | 0.50 | 0.03 | 0.34 | 0.01 | 0.23 | 0.00 | | | | |
| 7 | 1.99 | 0.66 | 1.21 | 0.20 | 0.92 | 0.10 | 0.59 | 0.03 | 0.40 | 0.01 | 0.27 | 0.01 | | | | |
| 8 | 2.28 | 0.84 | 1.39 | 0.25 | 1.06 | 0.13 | 0.67 | 0.04 | 0.46 | 0.02 | 0.31 | 0.01 | | | | |
| 9 | 2.57 | 1.05 | 1.56 | 0.31 | 1.19 | 0.16 | 0.76 | 0.05 | 0.52 | 0.02 | 0.35 | 0.01 | | | | |
| 10 | 2.85 | 1.27 | 1.73 | 0.38 | 1.32 | 0.20 | 0.84 | 0.07 | 0.57 | 0.03 | 0.39 | 0.01 | | | | |
| 11 | 3.14 | 1.52 | 1.91 | 0.45 | 1.45 | 0.23 | 0.93 | 0.08 | 0.63 | 0.03 | 0.43 | 0.01 | | | | |
| 12 | 3.42 | 1.78 | 2.08 | 0.53 | 1.59 | 0.28 | 1.01 | 0.09 | 0.69 | 0.04 | 0.46 | 0.01 | 0.28 | 0.00 | | |
| 14 | 3.99 | 2.37 | 2.43 | 0.71 | 1.85 | 0.37 | 1.18 | 0.12 | 0.81 | 0.05 | 0.54 | 0.02 | 0.33 | 0.01 | | |
| 16 | 4.57 | 3.04 | 2.78 | 0.91 | 2.12 | 0.47 | 1.35 | 0.16 | 0.92 | 0.06 | 0.62 | 0.02 | 0.37 | 0.01 | | |
| 18 | 5.14 | 3.78 | 3.12 | 1.13 | 2.38 | 0.58 | 1.52 | 0.20 | 1.04 | 0.08 | 0.70 | 0.03 | 0.42 | 0.01 | | |
| 20 | 5.71 | 4.59 | 3.47 | 1.37 | 2.65 | 0.71 | 1.69 | 0.24 | 1.15 | 0.09 | 0.78 | 0.04 | 0.47 | 0.01 | | |
| 22 | 6.28 | 5.48 | 3.82 | 1.64 | 2.91 | 0.85 | 1.86 | 0.29 | 1.27 | 0.11 | 0.86 | 0.04 | 0.52 | 0.01 | | |
| 24 | 6.85 | 6.44 | 4.17 | 1.92 | 3.18 | 1.00 | 2.03 | 0.34 | 1.38 | 0.13 | 0.93 | 0.05 | 0.56 | 0.02 | | |
| 26 | 7.42 | 7.47 | 4.51 | 2.23 | 3.44 | 1.15 | 2.20 | 0.39 | 1.50 | 0.15 | 1.01 | 0.06 | 0.61 | 0.02 | | |
| 28 | 7.99 | 8.57 | 4.86 | 2.56 | 3.71 | 1.32 | 2.37 | 0.45 | 1.62 | 0.18 | 1.09 | 0.07 | 0.66 | 0.02 | | |
| 30 | 8.57 | 9.74 | 5.21 | 2.91 | 3.97 | 1.50 | 2.54 | 0.51 | 1.73 | 0.20 | 1.17 | 0.08 | 0.70 | 0.02 | | |
| 35 | 9.99 | 12.95 | 6.08 | 3.87 | 4.64 | 2.00 | 2.96 | 0.68 | 2.02 | 0.27 | 1.36 | 0.10 | 0.82 | 0.03 | 0.38 | 0.00 |
| 40 | 11.42 | 16.59 | 6.95 | 4.95 | 5.30 | 2.56 | 3.39 | 0.86 | 2.31 | 0.34 | 1.56 | 0.13 | 0.94 | 0.04 | 0.43 | 0.01 |
| 45 | 12.85 | 20.63 | 7.82 | 6.16 | 5.96 | 3.19 | 3.81 | 1.08 | 2.60 | 0.42 | 1.75 | 0.16 | 1.06 | 0.05 | 0.49 | 0.01 |
| 50 | 14.28 | 25.07 | 8.69 | 7.49 | 6.63 | 3.88 | 4.24 | 1.31 | 2.89 | 0.52 | 1.95 | 0.20 | 1.18 | 0.06 | 0.54 | 0.01 |
| 55 | 15.71 | 29.91 | 9.56 | 8.93 | 7.29 | 4.62 | 4.66 | 1.56 | 3.18 | 0.62 | 2.15 | 0.24 | 1.30 | 0.07 | 0.60 | 0.01 |
| 60 | 17.14 | 35.14 | 10.43 | 10.49 | 7.95 | 5.43 | 5.09 | 1.83 | 3.47 | 0.72 | 2.34 | 0.28 | 1.41 | 0.08 | 0.65 | 0.01 |
| 65 | 18.57 | 40.76 | 11.29 | 12.17 | 8.62 | 6.30 | 5.51 | 2.12 | 3.76 | 0.84 | 2.54 | 0.32 | 1.53 | 0.09 | 0.70 | 0.01 |
| 70 | 19.99 | 46.76 | 12.16 | 13.96 | 9.28 | 7.23 | 5.93 | 2.44 | 4.05 | 0.96 | 2.73 | 0.37 | 1.65 | 0.11 | 0.76 | 0.02 |
| 75 | | | 13.03 | 15.86 | 9.94 | 8.21 | 6.36 | 2.77 | 4.34 | 1.09 | 2.93 | 0.42 | 1.77 | 0.12 | 0.81 | 0.02 |
| 80 | | | 13.90 | 17.88 | 10.60 | 9.25 | 6.78 | 3.12 | 4.63 | 1.23 | 3.12 | 0.47 | 1.89 | 0.14 | 0.87 | 0.02 |
| 85 | | | 14.77 | 20.00 | 11.27 | 10.35 | 7.21 | 3.49 | 4.91 | 1.38 | 3.32 | 0.53 | 2.00 | 0.16 | 0.92 | 0.02 |
| 90 | | | 15.64 | 22.23 | 11.93 | 11.51 | 7.63 | 3.88 | 5.20 | 1.53 | 3.51 | 0.59 | 2.12 | 0.17 | 0.98 | 0.03 |
| 95 | | | 16.51 | 24.58 | 12.59 | 12.72 | 8.05 | 4.29 | 5.49 | 1.69 | 3.71 | 0.65 | 2.24 | 0.19 | 1.03 | 0.03 |
| 100 | | | 17.38 | 27.03 | 13.26 | 13.99 | 8.48 | 4.72 | 5.78 | 1.86 | 3.91 | 0.72 | 2.36 | 0.21 | 1.09 | 0.03 |
| 110 | | | 19.12 | 32.24 | 14.58 | 16.69 | 9.33 | 5.63 | 6.36 | 2.22 | 4.30 | 0.86 | 2.60 | 0.25 | 1.20 | 0.04 |
| 120 | | | | | 15.91 | 19.61 | 10.18 | 6.61 | 6.94 | 2.61 | 4.69 | 1.01 | 2.83 | 0.30 | 1.30 | 0.05 |
| 130 | | | | | 17.24 | 22.74 | 11.02 | 7.67 | 7.52 | 3.03 | 5.08 | 1.17 | 3.07 | 0.34 | 1.41 | 0.05 |
| 140 | | | | | 18.56 | 26.09 | 11.87 | 8.80 | 8.10 | 3.47 | 5.47 | 1.34 | 3.31 | 0.39 | 1.52 | 0.06 |
| 150 | | | | | 19.89 | 29.64 | 12.72 | 10.00 | 8.68 | 3.94 | 5.86 | 1.52 | 3.54 | 0.45 | 1.63 | 0.07 |
| 160 | | | | | | | 13.57 | 11.27 | 9.26 | 4.45 | 6.25 | 1.71 | 3.78 | 0.50 | 1.74 | 0.08 |
| 170 | | | | | | | 14.42 | 12.61 | 9.83 | 4.97 | 6.64 | 1.92 | 4.01 | 0.56 | 1.85 | 0.09 |
| 180 | | | | | | | 15.27 | 14.02 | 10.41 | 5.53 | 7.03 | 2.13 | 4.25 | 0.63 | 1.96 | 0.10 |
| 190 | | | | | | | 16.11 | 15.49 | 10.99 | 6.11 | 7.43 | 2.35 | 4.49 | 0.69 | 2.07 | 0.11 |
| 200 | | | | | | | 16.96 | 17.03 | 11.57 | 6.72 | 7.82 | 2.59 | 4.72 | 0.76 | 2.18 | 0.12 |
| 225 | | | | | | | 19.08 | 21.19 | 13.02 | 8.36 | 8.79 | 3.22 | 5.31 | 0.95 | 2.45 | 0.14 |
| 250 | | | | | | | | | 14.47 | 10.16 | 9.77 | 3.91 | 5.91 | 1.15 | 2.72 | 0.18 |
| 275 | | | | | | | | | 15.91 | 12.12 | 10.75 | 4.67 | 6.50 | 1.37 | 3.00 | 0.21 |
| 300 | | | | | | | | | 17.36 | 14.24 | 11.73 | 5.49 | 7.09 | 1.61 | 3.27 | 0.25 |
| 325 | | | | | | | | | 18.81 | 16.51 | 12.70 | 6.36 | 7.68 | 1.87 | 3.54 | 0.29 |
| 350 | | | | | | | | | | | 13.68 | 7.30 | 8.27 | 2.15 | 3.81 | 0.33 |
| 375 | | | | | | | | | | | 14.66 | 8.29 | 8.86 | 2.44 | 4.09 | 0.37 |
| 400 | | | | | | | | | | | 15.64 | 9.35 | 9.45 | 2.75 | 4.36 | 0.42 |
| 425 | | | | | | | | | | | 16.62 | 10.46 | 10.04 | 3.07 | 4.63 | 0.47 |
| 450 | | | | | | | | | | | 17.59 | 11.62 | 10.63 | 3.42 | 4.90 | 0.52 |
| 475 | | | | | | | | | | | 18.57 | 12.85 | 11.23 | 3.78 | 5.18 | 0.58 |
| 500 | | | | | | | | | | | 19.55 | 14.13 | 11.82 | 4.15 | 5.45 | 0.63 |
| 550 | | | | | | | | | | | | | 13.00 | 4.96 | 6.00 | 0.76 |
| 600 | | | | | | | | | | | | | 14.18 | 5.82 | 6.54 | 0.89 |

Note: Shaded areas of chart indicate velocities over 5' per second. Use with Caution.

MIDC PRICE LIST 2026

PVC SCHEDULE 40 IPS PLASTIC PIPE

(1120, 1220) C = 150

PSI LOSS PER 100 FEET OF TUBE (PSI/100 FT)

Velocity of flow values are computed from the general equation:

$$V = .408 \frac{Q}{d^2}$$

Friction pressure loss values are computed from the equation:

$$h_f = 0.2083 \left(\frac{100}{C} \right)^{1.852} \frac{Q^{1.852}}{d^{4.866}}$$

| SIZE | Sizes 1/2" thru 6" Flow GPM 1 thru 600 | | | | | | | | | | | | | | | | | | | | | |
|-------------|---|-------------|-----------------|-------------|-----------------|-------------|-----------------|-------------|-----------------|-------------|-----------------|-------------|-----------------|-------------|-----------------|-------------|-----------------|-------------|-----------------|-------------|------|------|
| | 1/2" | 3/4" | 1" | 1 1/4" | 1 1/2" | 2" | 2 1/2" | 3" | 4" | 6" | | | | | | | | | | | | |
| OD | 0.840 | 1.050 | 1.315 | 1.660 | 1.900 | 2.375 | 2.875 | 3.500 | 4.500 | 6.625 | | | | | | | | | | | | |
| ID | 0.622 | 0.824 | 1.049 | 1.380 | 1.610 | 2.067 | 2.469 | 3.068 | 4.026 | 6.065 | | | | | | | | | | | | |
| WALL THK | 0.109 | 0.113 | 0.133 | 0.140 | 0.145 | 0.154 | 0.203 | 0.216 | 0.237 | 0.280 | | | | | | | | | | | | |
| Flow G.P.M. | Velocity F.P.S. | P.S.I. Loss | Velocity F.P.S. | P.S.I. Loss | Velocity F.P.S. | P.S.I. Loss | Velocity F.P.S. | P.S.I. Loss | Velocity F.P.S. | P.S.I. Loss | Velocity F.P.S. | P.S.I. Loss | Velocity F.P.S. | P.S.I. Loss | Velocity F.P.S. | P.S.I. Loss | Velocity F.P.S. | P.S.I. Loss | Velocity F.P.S. | P.S.I. Loss | | |
| 1 | 1.05 | 0.43 | 0.60 | 0.11 | 0.37 | 0.03 | 0.21 | 0.01 | 0.15 | 0.00 | 0.19 | 0.00 | | | | | | | | | | |
| 2 | 2.11 | 1.55 | 1.20 | 0.39 | 0.74 | 0.12 | 0.42 | 0.03 | 0.31 | 0.02 | 0.42 | 0.03 | | | | | | | | | | |
| 3 | 3.16 | 3.28 | 1.80 | 0.84 | 1.11 | 0.26 | 0.64 | 0.07 | 0.47 | 0.03 | 0.28 | 0.01 | 0.20 | 0.00 | | | | | | | | |
| 4 | 4.22 | 5.60 | 2.40 | 1.42 | 1.48 | 0.44 | 0.85 | 0.12 | 0.62 | 0.05 | 0.38 | 0.02 | 0.26 | 0.01 | | | | | | | | |
| 5 | 5.27 | 8.46 | 3.00 | 2.15 | 1.85 | 0.66 | 1.07 | 0.18 | 0.78 | 0.08 | 0.47 | 0.02 | 0.33 | 0.01 | 0.21 | 0.00 | | | | | | |
| 6 | 6.33 | 11.86 | 3.60 | 3.02 | 2.22 | 0.93 | 1.28 | 0.25 | 0.94 | 0.12 | 0.57 | 0.03 | 0.40 | 0.01 | 0.26 | 0.01 | | | | | | |
| 7 | 7.38 | 15.77 | 4.20 | 4.01 | 2.59 | 1.24 | 1.49 | 0.33 | 1.10 | 0.15 | 0.66 | 0.05 | 0.46 | 0.02 | 0.30 | 0.01 | | | | | | |
| 8 | 8.44 | 20.20 | 4.80 | 5.14 | 2.96 | 1.59 | 1.71 | 0.42 | 1.25 | 0.20 | 0.76 | 0.06 | 0.53 | 0.02 | 0.34 | 0.01 | | | | | | |
| 9 | 9.49 | 25.12 | 5.40 | 6.39 | 3.33 | 1.97 | 1.92 | 0.52 | 1.41 | 0.25 | 0.85 | 0.07 | 0.60 | 0.03 | 0.39 | 0.01 | | | | | | |
| 10 | 10.55 | 30.54 | 6.00 | 7.77 | 3.70 | 2.40 | 2.14 | 0.63 | 1.57 | 0.30 | 0.95 | 0.09 | 0.66 | 0.04 | 0.43 | 0.01 | | | | | | |
| 11 | 11.60 | 36.43 | 6.60 | 9.27 | 4.07 | 2.86 | 2.35 | 0.75 | 1.73 | 0.36 | 1.05 | 0.11 | 0.73 | 0.04 | 0.47 | 0.02 | | | | | | |
| 12 | 12.65 | 42.80 | 7.21 | 10.89 | 4.44 | 3.36 | 2.57 | 0.89 | 1.88 | 0.42 | 1.14 | 0.12 | 0.80 | 0.05 | 0.52 | 0.02 | 0.30 | 0.00 | | | | |
| 14 | 14.76 | 56.94 | 8.41 | 14.48 | 5.19 | 4.47 | 2.99 | 1.18 | 2.20 | 0.56 | 1.33 | 0.17 | 0.93 | 0.07 | 0.60 | 0.02 | 0.35 | 0.01 | | | | |
| 16 | 16.87 | 72.92 | 9.61 | 18.55 | 5.93 | 5.73 | 3.42 | 1.51 | 2.51 | 0.71 | 1.52 | 0.21 | 1.07 | 0.09 | 0.69 | 0.03 | 0.40 | 0.01 | | | | |
| 18 | 18.98 | 90.69 | 10.81 | 23.07 | 6.67 | 7.13 | 3.85 | 1.88 | 2.83 | 0.89 | 1.71 | 0.26 | 1.20 | 0.11 | 0.78 | 0.04 | 0.45 | 0.01 | | | | |
| 20 | 21.09 | 110.23 | 12.01 | 28.04 | 7.41 | 8.66 | 4.28 | 2.28 | 3.14 | 1.08 | 1.90 | 0.32 | 1.33 | 0.13 | 0.86 | 0.05 | 0.50 | 0.01 | | | | |
| 22 | | | 13.21 | 33.45 | 8.15 | 10.33 | 4.71 | 2.72 | 3.46 | 1.29 | 2.10 | 0.38 | 1.47 | 0.16 | 0.95 | 0.06 | 0.55 | 0.01 | | | | |
| 24 | | | 14.42 | 39.30 | 8.89 | 12.14 | 5.14 | 3.20 | 3.77 | 1.51 | 2.29 | 0.45 | 1.60 | 0.19 | 1.04 | 0.07 | 0.60 | 0.02 | | | | |
| 26 | | | 15.62 | 45.58 | 9.64 | 14.08 | 5.57 | 3.17 | 4.09 | 1.75 | 2.48 | 0.52 | 1.74 | 0.22 | 1.12 | 0.08 | 0.65 | 0.02 | | | | |
| 28 | | | 16.82 | 52.28 | 10.38 | 16.15 | 5.99 | 4.25 | 4.40 | 2.01 | 2.67 | 0.60 | 1.87 | 0.25 | 1.21 | 0.09 | 0.70 | 0.02 | | | | |
| 30 | | | 18.02 | 59.41 | 11.12 | 18.35 | 6.42 | 4.83 | 4.72 | 2.28 | 2.86 | 0.68 | 2.00 | 0.29 | 1.30 | 0.10 | 0.75 | 0.03 | | | | |
| 35 | | | | | 12.97 | 24.42 | 7.49 | 6.43 | 5.50 | 3.04 | 3.34 | 0.90 | 2.34 | 0.38 | 1.51 | 0.13 | 0.88 | 0.04 | 0.38 | 0.00 | | |
| 40 | | | | | 14.83 | 31.27 | 8.56 | 8.23 | 6.29 | 3.89 | 3.81 | 1.15 | 2.67 | 0.49 | 1.73 | 0.17 | 1.00 | 0.04 | 0.44 | 0.01 | | |
| 45 | | | | | 16.68 | 38.89 | 9.64 | 10.24 | 7.08 | 4.84 | 4.29 | 1.43 | 3.01 | 0.60 | 1.95 | 0.21 | 1.13 | 0.06 | 0.49 | 0.01 | | |
| 50 | | | | | 18.53 | 47.27 | 10.71 | 12.45 | 7.87 | 5.88 | 4.77 | 1.74 | 3.34 | 0.73 | 2.16 | 0.26 | 1.25 | 0.07 | 0.55 | 0.01 | | |
| 55 | | | | | | | 11.78 | 14.85 | 8.65 | 7.01 | 5.25 | 2.08 | 3.68 | 0.88 | 2.38 | 0.30 | 1.38 | 0.08 | 0.61 | 0.01 | | |
| 60 | | | | | | | 12.85 | 17.45 | 9.44 | 8.24 | 5.72 | 2.44 | 4.01 | 1.03 | 2.60 | 0.36 | 1.51 | 0.10 | 0.66 | 0.01 | | |
| 65 | | | | | | | 13.92 | 20.23 | 10.23 | 9.56 | 6.20 | 2.83 | 4.35 | 1.19 | 2.81 | 0.41 | 1.63 | 0.11 | 0.72 | 0.02 | | |
| 70 | | | | | | | 14.99 | 23.21 | 11.01 | 10.96 | 6.68 | 3.25 | 4.68 | 1.37 | 3.03 | 0.48 | 1.76 | 0.13 | 0.77 | 0.02 | | |
| 75 | | | | | | | 16.06 | 26.37 | 11.80 | 12.46 | 7.16 | 3.69 | 5.01 | 1.56 | 3.25 | 0.54 | 1.88 | 0.14 | 0.83 | 0.02 | | |
| 80 | | | | | | | 17.13 | 29.72 | 12.59 | 14.04 | 7.63 | 4.16 | 5.35 | 1.75 | 3.46 | 0.61 | 2.01 | 0.16 | 0.88 | 0.02 | | |
| 85 | | | | | | | 18.21 | 33.26 | 13.37 | 15.71 | 8.11 | 4.66 | 5.68 | 1.96 | 3.68 | 0.68 | 2.13 | 0.18 | 0.94 | 0.02 | | |
| 90 | | | | | | | 19.28 | 36.97 | 14.16 | 17.46 | 8.59 | 5.18 | 6.02 | 2.18 | 3.90 | 0.76 | 2.26 | 0.20 | 0.99 | 0.03 | | |
| 95 | | | | | | | | | 14.95 | 19.30 | 9.07 | 5.72 | 6.35 | 2.41 | 4.11 | 0.84 | 2.39 | 0.22 | 1.05 | 0.03 | | |
| 00 | | | | | | | | | 15.74 | 21.22 | 9.54 | 6.29 | 6.69 | 2.65 | 4.33 | 0.92 | 2.51 | 0.25 | 1.10 | 0.03 | | |
| 110 | | | | | | | | | 17.31 | 25.32 | 10.50 | 7.51 | 7.36 | 3.16 | 4.76 | 1.10 | 2.76 | 0.29 | 1.22 | 0.04 | | |
| 120 | | | | | | | | | 18.88 | 29.75 | 11.45 | 8.82 | 8.03 | 3.72 | 5.20 | 1.29 | 3.02 | 0.34 | 1.33 | 0.05 | | |
| 130 | | | | | | | | | | | 12.41 | 10.23 | 8.70 | 4.31 | 5.63 | 1.50 | 3.27 | 0.40 | 1.44 | 0.05 | | |
| 140 | | | | | | | | | | | 13.36 | 11.74 | 9.37 | 4.94 | 6.06 | 1.72 | 3.52 | 0.46 | 1.55 | 0.06 | | |
| 150 | | | | | | | | | | | 14.32 | 13.33 | 10.03 | 5.62 | 6.50 | 1.95 | 3.77 | 0.52 | 1.66 | 0.07 | | |
| 160 | | | | | | | | | | | 15.27 | 15.03 | 10.70 | 6.33 | 6.93 | 2.20 | 4.02 | 0.59 | 1.77 | 0.08 | | |
| 170 | | | | | | | | | | | 16.23 | 16.81 | 11.37 | 7.08 | 7.36 | 2.46 | 4.27 | 0.66 | 1.88 | 0.09 | | |
| 180 | | | | | | | | | | | 17.18 | 18.69 | 12.04 | 7.87 | 7.80 | 2.74 | 4.53 | 0.73 | 1.99 | 0.10 | | |
| 190 | | | | | | | | | | | 18.14 | 20.66 | 12.71 | 8.70 | 8.23 | 3.02 | 4.78 | 0.81 | 2.10 | 0.11 | | |
| 200 | | | | | | | | | | | 19.09 | 22.72 | 13.38 | 9.57 | 8.66 | 3.33 | 5.03 | 0.89 | 2.21 | 0.12 | | |
| 225 | | | | | | | | | | | | | | | 15.05 | 11.90 | 9.75 | 4.14 | 5.66 | 1.10 | 2.49 | 0.15 |
| 250 | | | | | | | | | | | | | | | 16.73 | 14.47 | 10.83 | 5.03 | 6.29 | 1.34 | 2.77 | 0.18 |
| 275 | | | | | | | | | | | | | | | 18.40 | 17.26 | 11.92 | 6.00 | 6.92 | 1.60 | 3.05 | 0.22 |
| 300 | | | | | | | | | | | | | | | | | 13.00 | 7.05 | 7.55 | 1.88 | 3.32 | 0.26 |
| 325 | | | | | | | | | | | | | | | | | 14.08 | 8.17 | 8.18 | 2.18 | 3.60 | 0.30 |
| 350 | | | | | | | | | | | | | | | | | 15.17 | 9.38 | 8.81 | 2.50 | 3.88 | 0.34 |
| 375 | | | | | | | | | | | | | | | | | 16.25 | 10.65 | 9.43 | 2.84 | 4.15 | 0.39 |
| 400 | | | | | | | | | | | | | | | | | 17.33 | 12.01 | 10.06 | 3.20 | 4.43 | 0.44 |
| 425 | | | | | | | | | | | | | | | | | 18.42 | 13.43 | 10.69 | 3.58 | 4.71 | 0.49 |
| 450 | | | | | | | | | | | | | | | | | 19.50 | 14.93 | 11.32 | 3.98 | 4.99 | 0.54 |
| 475 | | | | | | | | | | | | | | | | | | | 11.95 | 4.40 | 5.26 | 0.60 |
| 500 | | | | | | | | | | | | | | | | | | | 12.58 | 4.84 | 5.54 | 0.66 |
| 550 | | | | | | | | | | | | | | | | | | | 13.84 | 5.77 | 6.10 | 0.79 |
| 600 | | | | | | | | | | | | | | | | | | | 15.10 | 6.78 | 6.65 | 0.92 |

Note: Shaded areas of chart indicate velocities over 5' per second. Use with Caution.

The following chart represents the maximum wire length recommended for valve installation. Recommendations are based on wire sizes used for valve field (control) wires and common wires. All lengths listed assume the usage of one Nelson valve per zone and have been proven to operate the solenoid despite minimal voltage and high in-rush (worst case scenario).

To use chart, find the gauge of your common wire and the gauge of your control wire. The number that joins the two gauge sizes on the chart is the maximum number of feet of wire that can be used for installation. For example, if you use a 12 gauge common wire combined with an 18 gauge wire to control the valves, a 1,504 foot wire run is acceptable. (Based on a 20 VA transformer)

| | | Control Wire Size (ft) | | | | | | | | | |
|-----------------------|----|------------------------|--------|--------|-------|-------|-------|-------|-------|-------|-----|
| | | SIZE | 4 | 6 | 8 | 10 | 12 | 14 | 16 | 18 | 20 |
| Common Wire Size (ft) | 4 | 24,000 | 18,461 | 13,333 | 9,600 | 6,522 | 4,332 | 2,721 | 1,807 | 1,159 | 729 |
| | 6 | 18,462 | 15,000 | 11,429 | 8,571 | 6,030 | 4,110 | 2,632 | 1,767 | 1,143 | 723 |
| | 8 | 13,333 | 11,429 | 9,231 | 7,273 | 5,357 | 3,785 | 2,495 | 1,705 | 1,116 | 712 |
| | 10 | 9,600 | 8,571 | 7,278 | 6,000 | 4,633 | 3,409 | 2,326 | 1,624 | 1,081 | 968 |
| | 12 | 6,522 | 6,030 | 5,357 | 4,633 | 3,774 | 2,920 | 2,087 | 1,504 | 1,027 | 675 |
| | 14 | 4,332 | 4,110 | 3,785 | 3,409 | 2,920 | 2,381 | 1,796 | 1,347 | 951 | 641 |
| | 16 | 2,721 | 2,632 | 2,495 | 2,326 | 2,087 | 1,796 | 1,442 | 1,137 | 842 | 589 |
| | 18 | 1,807 | 1,767 | 1,705 | 1,624 | 1,504 | 1,347 | 1,137 | 939 | 728 | 531 |
| | 20 | 1,159 | 1,143 | 1,116 | 1,081 | 1,027 | 951 | 842 | 728 | 594 | 456 |
| | 22 | 729 | 723 | 712 | 698 | 675 | 641 | 589 | 531 | 456 | 370 |

The maximum PR values listed below are as suggested by the United States Department of Agriculture. The values are average and may vary with respect to actual soil condition and condition of ground cover.

| Soil Texture | Maximum Precipitation Rates: Inches Per Hour | | | | | | | |
|--|--|------|---------------|------|----------------|------|-------------|------|
| | 0 to 5% slope | | 5 to 8% slope | | 8 to 12% slope | | 12% + slope | |
| | Cover | Bare | Cover | Bare | Cover | Bare | Cover | Bare |
| Course sandy soils | 2.00 | 2.00 | 2.00 | 1.50 | 1.50 | 1.0 | 1.0 | 0.50 |
| Course sandy soils over compact subsoils | 1.75 | 1.50 | 1.25 | 1.00 | 1.00 | 0.75 | 0.75 | 0.40 |
| Light sandy loams uniform | 1.75 | 1.00 | 1.25 | 0.80 | 1.00 | 0.60 | 0.75 | 0.40 |
| Light sandy loams over compact subsoils | 1.25 | 0.75 | 1.00 | 0.50 | 0.75 | 0.40 | 0.50 | 0.30 |
| Uniform silt loams | 1.00 | 0.50 | 0.80 | 0.40 | 0.60 | 0.30 | 0.40 | 0.20 |
| Silt loams over compact subsoil | 0.60 | 0.30 | 0.50 | 0.25 | 0.40 | 0.15 | 0.30 | 0.10 |
| Heavy clay or clay loam | 0.20 | 0.15 | 0.15 | 0.10 | 0.12 | 0.08 | 0.10 | 0.06 |

MIDC TERMS & POLICIES

ORDERS: FOR YOUR CONVENIENCE, WE ENCOURAGE YOU TO E-MAIL, TEXT, FAX, OR PHONE-IN YOUR ORDERS. E-MAIL ORDERS TO MIDC@MIDC-ENT.COM

PRICING: PRICES LISTED ARE RETAIL PRICES AND ARE SUBJECT TO CHANGE WITHOUT NOTICE, AS MARKET CONDITIONS DICTATE. WE WILL MAKE EVERY EFFORT TO PROVIDE PRIOR NOTICE.

PRICES LISTED ARE RETAIL PRICES AND ARE SUBJECT TO DISCOUNT FOR TRADE, PROJECT, AND COMMERCIAL CUSTOMERS.

CREDIT: OPEN ACCOUNT TERMS ARE AVAILABLE TO COMMERCIAL CUSTOMERS WITH APPROVED CREDIT.

CREDIT CARDS: WE ACCEPT VISA, MASTERCARD, AMERICAN EXPRESS, AND DISCOVER. CASH DISCOUNT TO TRADE AND COMMERCIAL ACCOUNTS APPLIES TO CREDIT CARD TRANSACTIONS FOR WHICH THE CARD IS PHYSICALLY AVAILABLE FOR PROCESSING IN OUR STORE.

WARRANTY: MANUFACTURERS WARRANTIES APPLY. IN NO EVENT SHALL MIDC BE LIABLE FOR CONTINGENT, INCIDENTAL, OR CONSEQUENTIAL DAMAGES.

CLAIMS: CLAIMS FOR SHORTAGES MUST BE MADE WITHIN FIVE DAYS OF DATE OF SHIPMENT.

RETURNS AND CANCELLATIONS: PRODUCT RETURNS ARE SUBJECT TO OUR PRIOR APPROVAL AND MUST BE IN NEW AND SALEABLE CONDITION, INCLUDING ORIGINAL PACKAGING AND LITERATURE. PRODUCT MUST BE RETURNED WITHIN 30 DAYS OF PURCHASE AND MUST BE ACCOMPANIED BY ORIGINAL INVOICE. PRODUCTS MAY BE SUBJECT TO A 20% RESTOCK FEE AT OUR DISCRETION. SPECIAL ORDER, ELECTRICAL, FABRICATED ITEMS, AND RETAILS SALES MAY NOT BE RETURNED EXCEPT UNDER WARRANTY. WARRANTY RETURNS WILL BE REPLACED OR REFUNDED AT OUR DISCRETION.

MIDC ENTERPRISES 2026 PRICE LIST
PHONE: 651-633-9416
FAX: 651-633-1709
E-MAIL: MIDC@MIDC-ENT.COM